



RACK

CABLING

2020/2021





## RACK CABINETS AND COMPONENTS FOR STRUCTURED CABLING

WP RACK & CABLING is a high-tech company which integrates the research, development, manufacturing and marketing of networking cabinets, PDU, cables, accessories etc. Thanks to the young and motivated team the company has accumulated over the years rich experience in design and production establishing itself on the market as a reference brand in the industry.

Our company including professional marketing, technology, stock, production and QC takes part in the customer's project from end to end. It makes sure the technical communication, sample setup, quality standard and delivery time to be solved promptly and correctly.

For your projects, our experienced, specialized and innovative engineers in the cabinet & enclosure field to serve you from drawing to mass production. We are focusing on improving and developing the products to meeting the market's and clients' demands.

### CONFORMITY

ISO 9001:2008 Quality management system

EN 60950-1:2006 CE information technological systems-safety-Part1 - General requirements

IEC 297-1 In compliance with the 19" (19" Unit) standard

IEC 297-2 In compliance with the cabinet sizes (Metric unit)

RoHS compliant In compliance with the norm 2002/95/CE

### WP MEANS:



#### SOLID AND ROBUST STRUCTURE

for every type of installation



#### WIDE RANGE OF PRODUCTS

to meet every need



#### ONLINE CONFIGURATOR

to identify the product you are looking for



#### DEDICATED SOLUTIONS

for the security of the peripherals



#### QUICK PRODUCTION AND FAST ANSWERS



#### FLEXIBILITY IN THE CONFIGURATION

of the accessories

### CONTACTS

[www.wp-rack-cabling.com](http://www.wp-rack-cabling.com) | [sales@wp-rack-cabling.com](mailto:sales@wp-rack-cabling.com)

# INDEX

---

## RACKS

RSA - Server Series	06
RSB - Server Series	10
RNA - Network Series	14
RNB - Network Series	18
RNV - Audio Video Series	22
RWA - SoHo Series	26
RWB - Professional Series	30
RWC - AIR Series	34
RWD - Double Section Series	38
RWS - Security Series	42
RWV - Vertical Series	46
RWN - Vertical Series	50
ROA - Open Frame Series	54

### ACCESSORIES RACK

Shelves	56
Cooling Units	57
Cable Management & Panels	58
Accessories	59
Multiple Socket	61

## FIBER OPTIC

Fiber Optic Distribution box	66
Dome Splice Closure IP68	73
Store Box for Fiber Optic	75
Fiber Optic adapters	76
Fiber Optic patch cables	78
Pigtail	80
Accessories Fiber Optic	81
FTTH	82

## COPPER


## COMPONENTS

Patch cables	86
Patch Panel	94
Keystone	98
Surface box	108
Connection box	109
Couplers	110
Plugs	113
Accessories	120
Tools	121
Tester	123

## 04-55

## 64-82

## 84-124





# RACKS & ACCESSORIES

Strong points of **WP RACK®** cabinets are the high quality of materials, the development, assembly and quality control in Europe.

The product offer is very wide and covers all possible needs in the IT and telecommunication fields. From wall mounted 19" racks designed for small companies with 6 to 20 units to standing 19" racks with 10 to 42 units for bigger companies, each one with different depths depending on the final application of use.

Finally it is possible to choose among a high range of accessories and components designed for making the final product custom-made and ideal for any particular use.



# RSA SERVER SERIES

## STANDING RACKS



### Robustness

The main structure in 2 mm solid steel ensures a static loading capacity up to 1000 kg.



### Handiness

The side panels are hinged and removable for easy installation and maintenance of the equipment.



### Fast Assembling

The possibility of choosing to buy it assembled or disassembled simplifies transport and reduces the risk of damages during transportation.



### Versatility

Equipped with: 4 adjustable rails, numbered for simplifying the installation of the equipment; Perforated steel door; Top panel designed for supporting the fan unit.



### Security

Front door equipped with spring-loaded handle and lock with key, side panels with an innovative inside locking system that does not require a key.




### Accessories

Supplied with grounding kit, 40 screws and cage nuts, 4 leveling feet and 4 heavy-duty casters. It is also available a wide range of accessories to satisfy every requirement!

The perforated steel front door, the 2 mm steel frame, the removable side panels with innovative locking system from the inside, the 4 heavy-duty casters with 4 leveling feet make this series the most complete high end installation solution. Furthermore, the possibility of choosing to buy it assembled or disassembled, simplifies transport and reduces the risk of damage in transit to the site.



› Package 2 cm thick preventing damages during transport



## RSA - SERVER SERIES



› Screws and nuts included



› Grounding kit included



› 15 years warranty



› Removable side panels



› Package of 2 cm cardboard



› Passive air ventilation



› 4x feet, 4x wheels included



› Multilingual instructions

## DETAILS

- › Supplied fully disassembled in one reinforced cardboard box
- › Main structure in 2 mm solid steel, 1,5 mm steel sides
- › Perforated steel door equipped with spring-loaded handle and lock with key
- › The side panels are hinged and removable for an easy installation and maintenance of the equipment and have an innovative inside locking system that does not require a key
- › Modular cable entry on top that allows the opening/closing of individual plastic covers
- › Structure without base (sold separately) for better ventilation
- › Housing for 120 mm fans or special ventilation kit on the top.
- › Load capacity up to 1000 kg
- › Complete with 4 numbered front rails with adjustable depth
- › Complete with leveling feet and 4 heavy-duty casters
- › Grounding kit included
- › Set of 40 screws and cage nuts included
- › Colour: Black, RAL 9005
- › IP 20 protection class



› Numbered front rails



› Perforated steel door



› Wheels, feet and grounding kit

# RSA - SERVER SERIES



Back



Side




Front



Back without door

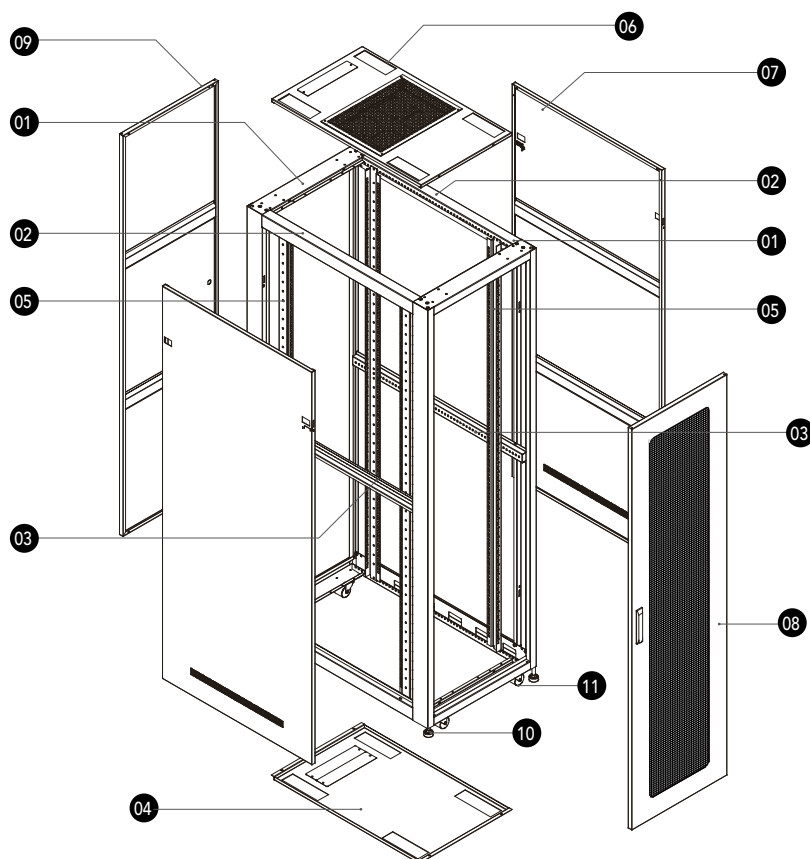


Top panel



Base

- 01 Frame
- 02 Rail
- 03 Horizontal rail
- 04 Base (optional)
- 05 Vertical rail
- 06 Top panel
- 07 Side panel
- 08 Front door
- 09 Back door
- 10 Stabilizer feet
- 11 Wheel



## RSA - SERVER SERIES

CODE	ASSEMBLED	UNIT N.	SIZES			WEIGHT	COLOUR
			W	D	H	kg	RAL 9005 (Black)
WPN-RSA-27610-BS		27	600	1000	1388	75.0	•
WPN-RSA-27610-B	•	27	600	1000	1388	75.0	•
WPN-RSA-42610-BS		42	600	1000	2055	132.0	•
WPN-RSA-42610-B	•	42	600	1000	2055	132.0	•
WPN-RSA-42810-BS		42	800	1000	2055	140.0	•
WPN-RSA-42810-B	•	42	800	1000	2055	140.0	•
WPN-RSA-42812-BS		42	800	1200	2055	145.0	•
WPN-RSA-42812-B	•	42	800	1200	2055	145.0	•

## RSA SERIES ACCESSORIES

CODE	DESCRIPTION
WPN-AFS-S141100-B	Fixed shelf for rack up to 1000 mm, 4 attachment points, RAL 9005, max 45 kg
WPN-AFS-S241100-B	Fixed shelf for rack up to 1000 mm, 4 adjustable attachment points, RAL 9005, max 65 kg
WPN-AFS-S241120-B	Fixed shelf for rack up to 1200 mm, 4 adjustable attachment points, RAL 9005, max 65 kg
WPN-ACM-505-B	Cable management kit for rack up to 800 mm, 2 pc., 42U
WPN-ACS-S100-4	Fan tray for 1000 mm deep cabinets, 4 fans + thermostat, RAL 9005
WPN-ACS-S120-4	Fan tray for 1200 mm deep cabinets, 4 fans + thermostat, RAL 9005
WPN-ABS-RSA610-B	Bottom plate, 600x1000 mm, RAL 9005
WPN-ABS-RSA810-B	Bottom plate, 800x1000 mm, RAL 9005
WPN-ABS-RSA812-B	Bottom plate, 800x1200 mm, RAL 9005

# RSB SERVER SERIES

## STANDING RACKS

**Robustness**

The main structure in 2 mm solid steel ensures a static loading capacity up to 800 kg.

**Handiness**

Removable side panels for easy installation of the equipment.

**Fast Assembling**

The possibility of choosing to buy it assembled or disassembled simplifies transport and reduces the risk of damages during transportation.

**Versatility**

Equipped with: 4 adjustable rails, numbered for simplifying the installation of the equipment; Tempered glass door openable at 180°; Top panel designed for supporting the fan unit.

**Security**

Front door equipped with spring-loaded handle and lock with key, also two locks on the side panels for a total security!

**Accessories**

Supplied with grounding kit, 20/40 screws and cage nuts, 4 leveling feet and 4 casters (two with brake). It is also available a wide range of accessories to satisfy every requirement!



The RSB series of professional rack is designed to meet the need of ventilation for server and network cabinets installed in hot environments. The perforated front steel door, the 2 mm steel frame, the locks (also on the removable side panels), the 4 wheels and 4 leveling feet make this series a simple and fully equipped solution for your installation. Furthermore, the possibility of choosing to buy it assembled or disassembled, simplifies transport and reduces the risk of damage in transit to the site.



› Package 2 cm thick preventing damages during transport

## RSB - SERVER SERIES



› Screws and nuts included



› Grounding kit included



› 15 years warranty



› Removable side panels



› Package of 2 cm cardboard



› passive air ventilation




› 4x feet, 4x wheels included



› Multilingual instructions

## DETAILS

- › Main structure in 2 mm solid steel, 1,5 mm steel sides
- › Perforated front steel door opens to 180° has a 1,5 mm metal frame and is provided with a spring-loaded handle with key and perforated back steel door with standard lock
- › Removable side panels, also with locks and keys, for an easy installation of the equipment
- › Cable entry both on top and bottom (with cover)
- › Housing for 120 mm fans or special ventilation kit on the top.
- › Load capacity up to 800 kg
- › Complete with 4 numbered front rails with adjustable depth
- › Complete with leveling feet and 4 casters (2 with a brake)
- › Grounding kit included
- › Set of 20 screws and cage nuts included
- › Colour: Black, RAL 9005
- › IP 20 protection class



› Wheel, foot and grounding kit




› Side key




› Spring lock

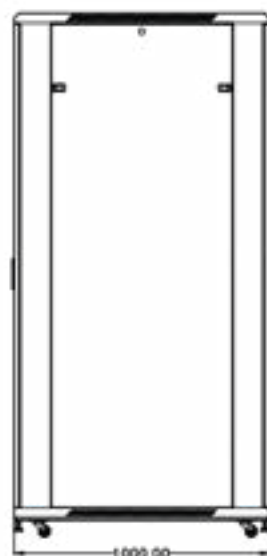
# RSB - SERVER SERIES



Front




Back



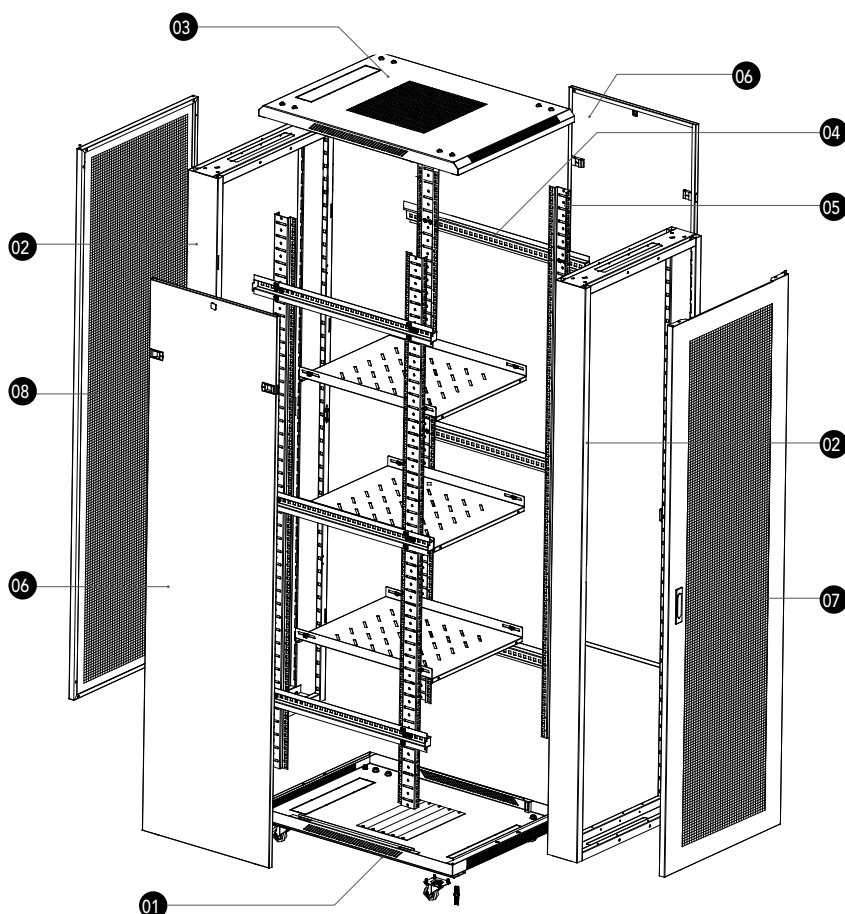
Side



Top panel



Base



- |                    |                  |
|--------------------|------------------|
| 01 Base            | 05 Vertical rail |
| 02 Frame           | 06 Side panels   |
| 03 Top panel       | 07 Frontal door  |
| 04 Horizontal rail | 08 Back door     |

## RSB - SERVER SERIES

CODE	ASSEMBLED	UNIT N.	SIZES			WEIGHT	COLOUR	SCREWS SET
			W	D	H	kg	RAL 9005 (Black)	INCLUDED
WPN-RSB-10606-B	•	10	600	600	594	35.0	•	20
WPN-RSB-10608-B	•	10	600	800	594	40.0	•	20
WPN-RSB-10610-B	•	10	600	1000	594	48.0	•	20
WPN-RSB-15608-B	•	15	600	800	825	57.0	•	20
WPN-RSB-15610-B	•	15	600	1000	825	62.0	•	20
WPN-RSB-22610-B	•	22	600	1000	1116	69.0	•	20
WPN-RSB-22610-BS		22	600	1000	1116	69.0	•	20
WPN-RSB-22810-B	•	22	800	1000	1116	72.0	•	20
WPN-RSB-22810-BS		22	800	1000	1116	72.0	•	20
WPN-RSB-27610-B	•	27	600	1000	1388	75.0	•	20
WPN-RSB-27610-BS		27	600	1000	1388	75.0	•	20
WPN-RSB-27810-B	•	27	800	1000	1388	90.0	•	20
WPN-RSB-27810-BS		27	800	1000	1388	90.0	•	20
WPN-RSB-32610-B	•	32	600	1000	1610	87.0	•	20
WPN-RSB-32610-BS		32	600	1000	1610	87.0	•	20
WPN-RSB-32810-B	•	32	800	1000	1610	102.0	•	20
WPN-RSB-32810-BS		32	800	1000	1610	102.0	•	20
WPN-RSB-42610-B	•	42	600	1000	2055	118.0	•	40
WPN-RSB-42610-BS		42	600	1000	2055	118.0	•	40
WPN-RSB-42810-B	•	42	800	1000	2055	146.0	•	40
WPN-RSB-42810-BS		42	800	1000	2055	146.0	•	40

## RSB SERIES ACCESSORIES

CODE	DESCRIPTION
WPN-AFS-41100-B	Fixed shelf for rack up to 1000 mm, 4 attachment points, RAL 9005, max 45 kg
WPN-ACM-502-B	Cable management kit for rack up to 800 mm, 2 pc., 27U
WPN-ACM-503-B	Cable management kit for rack up to 800 mm, 2 pc., 32U
WPN-ACM-504-B	Cable management kit for rack up to 800 mm, 2 pc., 42U
WPN-ACS-N100-4	Fan Tray for 1000 mm deep cabinets, 4 fans + thermostat, RAL 9005
WPN-APT-N610	Plinth for 600x1000 mm Racks, RAL 900
WPN-APT-N810	Plinth for 800x1000 mm Racks, RAL 900

# RNA NETWORK SERIES STANDING RACKS



## Robustness

The main structure in 2 mm solid steel ensures a static loading capacity up to 800 kg.



## Handiness

Removable side panels for easy installation of the equipment.



## Fast Assembling

The possibility of choosing to buy it assembled or disassembled simplifies transport and reduces the risk of damages during transportation.



## Versatility

Equipped with: 4 adjustable rails, numbered for simplifying the installation of the equipment; Tempered glass door openable at 180°; Top panel designed for supporting the fan unit.



## Security

Front door equipped with spring-loaded handle and lock with key, also two locks on the side panels for a total security!



## Accessories

Supplied with grounding kit, 20/40 screws and cage nuts, 4 leveling feet and 4 casters (two with brake). It is also available a wide range of accessories to satisfy every requirement!



The tempered glass door, the 2 mm steel frame, the locks (also on the removable side panels), the 4 casters and 4 leveling feet make this series a complete solution for your installation.

Furthermore, the possibility of choosing to buy it assembled or disassembled, simplifies transport and reduces the risk of damage in transit to the site.



› Package 2 cm thick preventing damages during transport

## RNA - NETWORK SERIES



› Screws and nuts included



› Grounding kit included



› 15 years warranty



› Removable side panels



› Package of 2 cm cardboard




› 4x feet, 4x wheels included



› Multilingual instructions

## DETAILS

- › Supplied fully disassembled in one reinforced cardboard box
- › Main structure in 2 mm solid steel, 1,5 mm steel sides
- › The tempered glass door opens to 180° has a 1,5 mm metal frame and is provided with a handle and lock with key
- › Removable side panels, also with locks and keys, for easy installation of the equipment
- › Cable entry both on top and bottom (with cover)
- › Housing for 120 mm fans or special ventilation kit on the top.
- › Load capacity up to 800 kg
- › Complete with 4 numbered front rails with adjustable depth
- › Complete with leveling feet and 4 casters (2 with a brake)
- › Grounding kit included
- › Set of 20/40 screws and cage nuts included
- › Colour: Black, RAL 9005
- › IP 20 protection class



› Wheel, foot and grounding kit

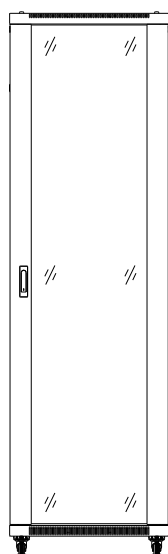


› Side key




› Spring lock


# RNA - NETWORK SERIES



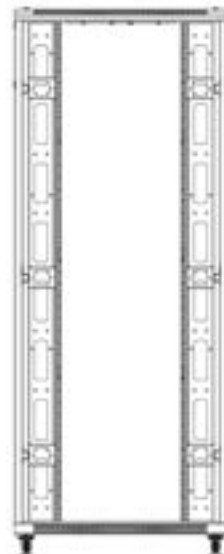
Front



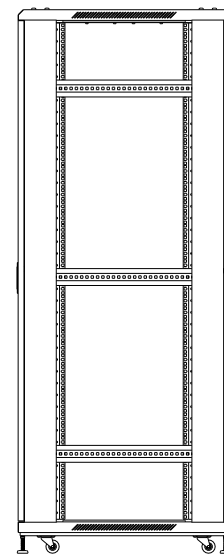
Side



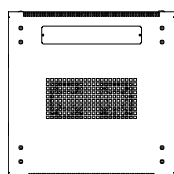
Back



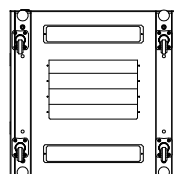
Back without door  
(800 mm)



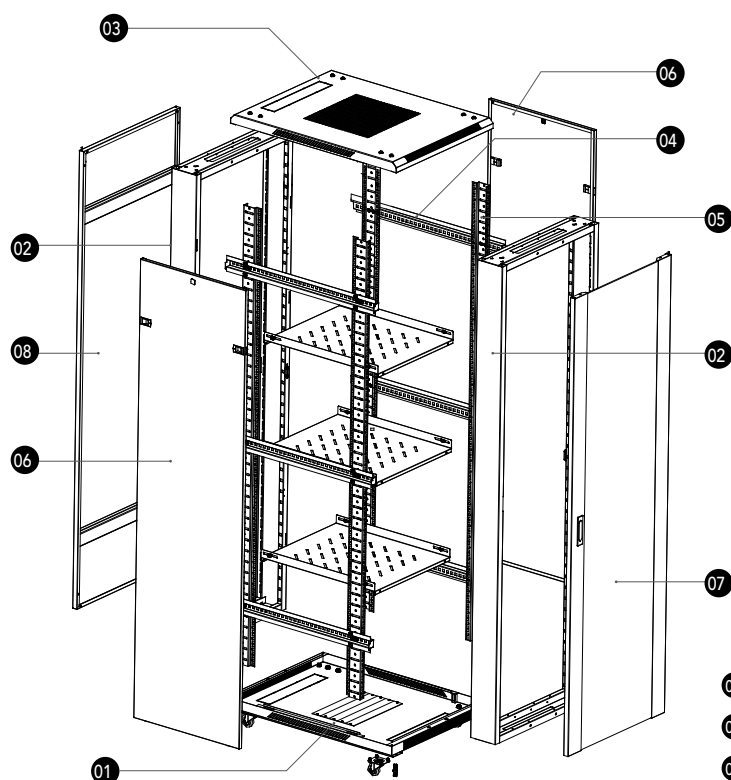
Side without door  
(800 mm)



Top panel



Base



- 01 Base
- 02 Frame
- 03 Top panel
- 04 Horizontal rail

- 05 Vertical rail
- 06 Side panels
- 07 Frontal door
- 08 Back door

## RNA - NETWORK SERIES

CODE	ASSEMBLED	UNIT N.	SIZES			WEIGHT	COLOUR	SCREWS SET
			W	D	H	kg	RAL 9005 (Black)	INCLUDED
WPN-RNA-22606-B	•	22	600	600	1116	64.0	•	20
WPN-RNA-22606-BS		22	600	600	1116	64.0	•	20
WPN-RNA-22608-B	•	22	600	800	1166	67.2	•	20
WPN-RNA-22608-BS		22	600	800	1166	67.2	•	20
WPN-RNA-22808-B	•	22	800	800	1166	68.0	•	20
WPN-RNA-22808-BS		22	800	800	1166	68.0	•	20
WPN-RNA-27606-B	•	27	600	600	1388	71.0	•	20
WPN-RNA-27606-BS		27	600	600	1388	71.0	•	20
WPN-RNA-27608-B	•	27	600	800	1388	74.0	•	20
WPN-RNA-27608-BS		27	600	800	1388	74.0	•	20
WPN-RNA-32606-B	•	32	600	600	1610	82.5	•	20
WPN-RNA-32606-BS		32	600	600	1610	82.5	•	20
WPN-RNA-32608-B	•	32	600	800	1610	92.2	•	20
WPN-RNA-32608-BS		32	600	800	1610	92.2	•	20
WPN-RNA-42606-B	•	42	600	600	2055	98.5	•	40
WPN-RNA-42606-BS		42	600	600	2055	98.5	•	40
WPN-RNA-42608-B	•	42	600	800	2055	110.0	•	40
WPN-RNA-42608-BS		42	600	800	2055	110.0	•	40
WPN-RNA-42808-B	•	42	800	800	2055	135.0	•	40
WPN-RNA-42808-BS		42	800	800	2055	135.0	•	40

## RNA SERIES ACCESSORIES

CODE	DESCRIPTION
WPN-AFS-41060-B	Fixed shelf for rack up to 600 mm, 4 attachment points, RAL 9005, max 45 kg
WPN-AFS-41080-B	Fixed shelf for rack up to 800 mm, 4 attachment points, RAL 9005, max 45 kg
WPN-ACM-501-B	Cable management kit for rack up to 800 mm, 2 pc., 22U
WPN-ACM-502-B	Cable management kit for rack up to 800 mm, 2 pc., 27U
WPN-ACM-503-B	Cable management kit for rack up to 800 mm, 2 pc., 32U
WPN-ACM-504-B	Cable management kit for rack up to 800 mm, 2 pc., 42U
WPN-ACS-N060-2	Fan Tray for 600 mm deep cabinets, 2 fans + thermostat, RAL 9005
WPN-ACS-N080-4	Fan Tray for 800 mm deep cabinets, 4 fans + thermostat, RAL 9005
WPN-APT-N66	Plinth, 600x600 mm, RAL 9005
WPN-APT-N68	Plinth, 600x800 mm, RAL 9005
WPN-APT-N88	Plinth, 800x800 mm, RAL 9005

# RNB NETWORK SERIES STANDING RACKS

**Robustness**

The main structure in solid steel ensures a static loading capacity up to 500 kg.

**Handiness**

Removable side panels for easy installation of the equipment.

**Versatility**

Equipped with: 4 adjustable rails, numbered for simplifying the installation of the equipment; Tempered glass door openable at 180°; Top panel designed for supporting the fan unit.


**Security**

Front door equipped with lock with key.

**Accessories**

Supplied with 20/40 screws and cage nuts, 4 leveling feet and 4 casters (two with brake). It is also available a wide range of accessories to satisfy every requirement!

The 19" RNB standing rack has a tempered glass door (reversible), 4 numbered rails, cable entry both on top and bottom, 4 leveling feet and 4 casters (2 with a brake).



## RNB - NETWORK SERIES



› Screws and nuts included



› 15 years warranty



› Removable side panels



› 4x feet, 4x wheels included

## DETAILS


- › 100% dismountable for easily reaching the installation location
- › Main structure in 1,5 mm solid steel
- › Side panels in 0,8 mm steel
- › The tempered glass door opens to 180° has a metal frame and is provided with a lock with key
- › Removable side panels for an easy installation of the equipment
- › Cable entry both on top and bottom (with cover)
- › Housing for 120 mm fans or special ventilation kit on the top
- › Load capacity up to 500 kg
- › Complete with 4 numbered front rails with adjustable depth
- › Complete with leveling feet and 4 casters (2 with a brake)
- › Set of 20/40 screws and cage nuts included
- › Colour: Black, RAL 9005
- › IP 20 protection class



› Tempered glass door



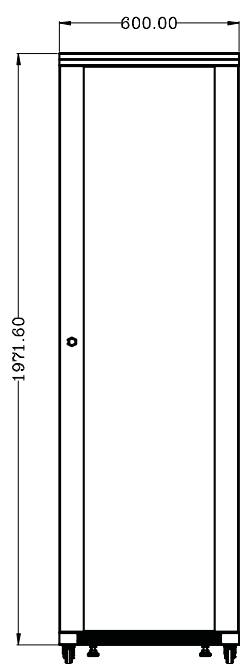
› Numbered rails



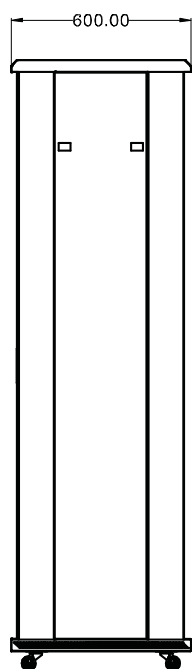
› Spring lock



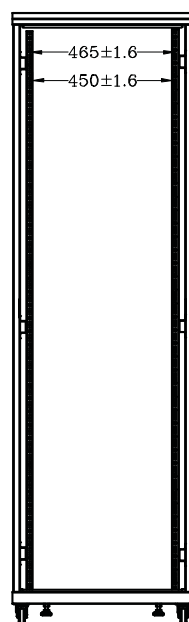
# RNB - NETWORK SERIES



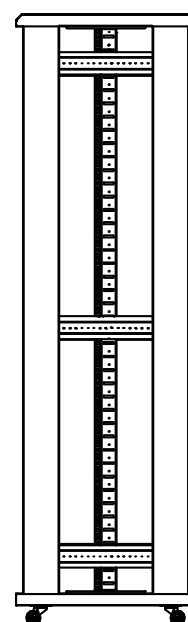
Front



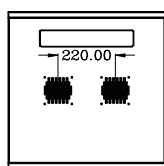
Side



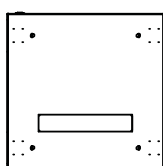
Front without door



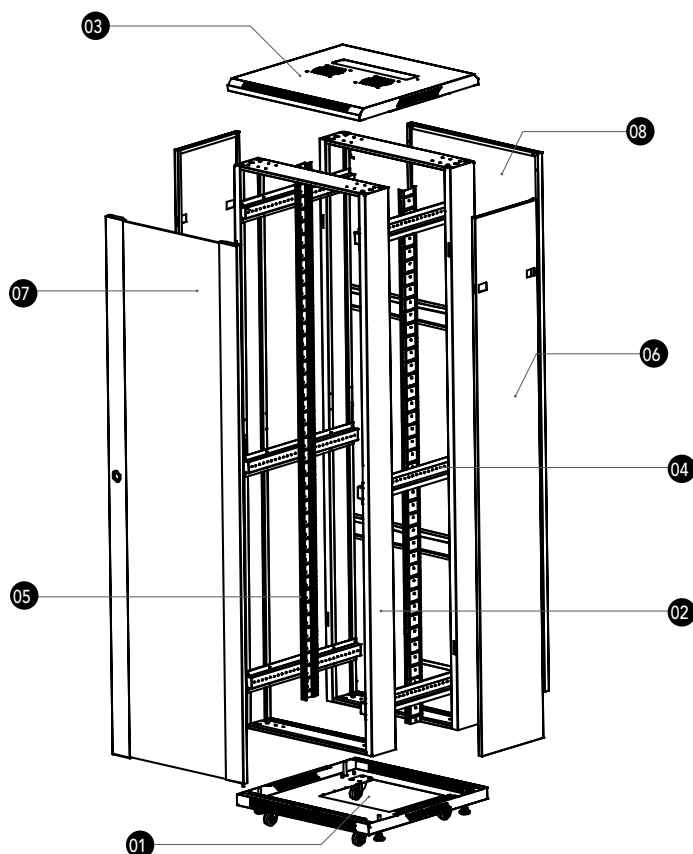
Side without door



Top panel



Base



- 01 Base
- 02 Frame
- 03 Top panel
- 04 Horizontal rail
- 05 Vertical rail
- 06 Side panel
- 07 Frontal door
- 08 Back door

## RNB - NETWORK SERIES

CODE	ASSEMBLED	UNIT N.	SIZES			WEIGHT	COLOUR	SCREWS SET
			W	D	H	kg	RAL 9005 (Black)	INCLUDED
WPN-RNB-22606-B	•	22	600	600	1116	58.0	•	20
WPN-RNB-27606-B	•	27	600	600	1388	64.0	•	20
WPN-RNB-32606-B	•	32	600	600	1610	75.0	•	20
WPN-RNB-42606-B	•	42	600	600	2055	89.0	•	40

RNB SERIES ACCESSORIES	
CODE	DESCRIPTION
WPN-AFS-41060-B	Fixed shelf for rack up to 600 mm, 4 attachment points, RAL 9005, max 45 kg
WPN-ACS-W060-2	Fan Tray for 600 mm deep cabinets, 2 fans + thermostat, RAL 9005

# RNV AUDIO VIDEO SERIES

## STANDING RACKS



### Robustness

The main structure in 2 mm solid steel ensures a static loading capacity up to 800 kg.



### Handiness

Removable side panels for easy installation of the equipment.



### Fast Assembling

The possibility of choosing to buy it assembled or disassembled simplifies transport and reduces the risk of damages during transportation.



### Versatility

Equipped with: 4 adjustable rails, numbered for simplifying the installation of the equipment; Tempered glass door openable at 180°; Top panel designed for supporting the fan unit.



### Security

Front door equipped with spring-loaded handle and lock with key, also two locks on the side panels for a total security!



### Accessories

Supplied with grounding kit, 20/40 screws and cage nuts, 4 leveling feet and 4 casters (two with brake). It is also available a wide range of accessories to satisfy every requirement!



The tempered glass door, the 2 mm steel frame, the locks (also on the removable side panels), the 4 casters and 4 leveling feet make this series a complete solution for your installation.

Furthermore, the possibility of choosing to buy it assembled or disassembled, simplifies transport and reduces the risk of damage in transit to the site.

# RNV - AUDIO VIDEO SERIES



› Screws and nuts included



› Grounding kit included



› Removable side panels



› Multilingual instructions



› 4x feet, 4x wheels included



› 15 years warranty

## DETAILS

- › Supplied fully disassembled in one reinforced cardboard box
- › Main structure in 2 mm solid steel
- › 1,5 mm steel sides
- › The tempered glass door opens to 180° has a 1,5 mm metal frame and is provided with a handle and lock with key
- › Removable side panels, also with locks and keys, for easy installation of the equipment
- › Cable entry both on top and bottom (with cover)
- › Housing for 120 mm fans or special ventilation kit on the top.
- › Load capacity up to 800 kg
- › Complete with 4 numbered front rails with adjustable depth
- › Complete with leveling feet and 4 casters (2 with a brake)
- › Grounding kit included
- › Set of 20/40 screws and cage nuts included
- › Colour: Black, RAL 9005
- › IP 20 protection class



- › Wheel, foot and grounding kit



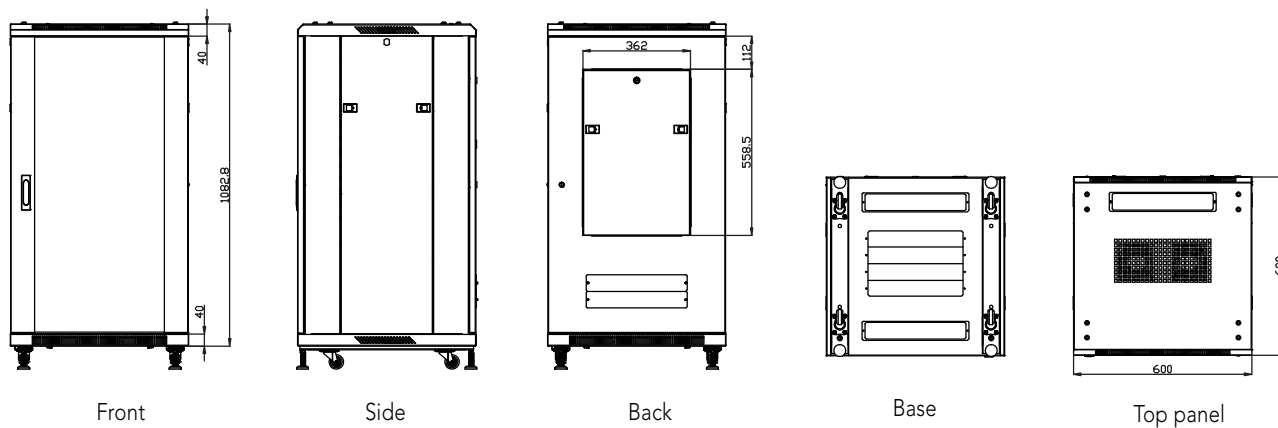
- › Side key



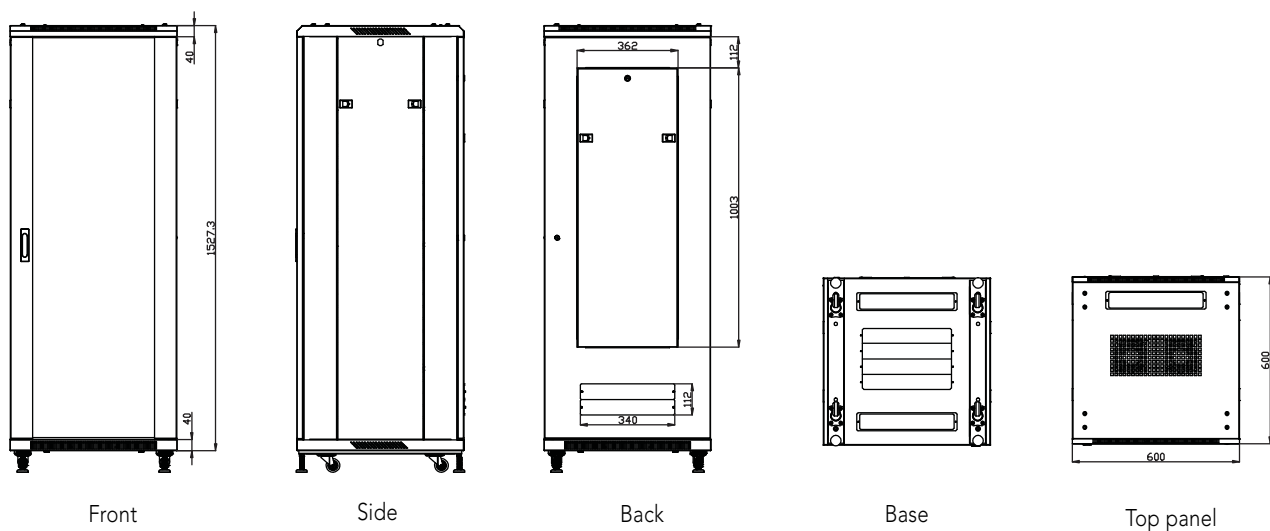
- › Spring lock

# RNV - AUDIO VIDEO SERIES

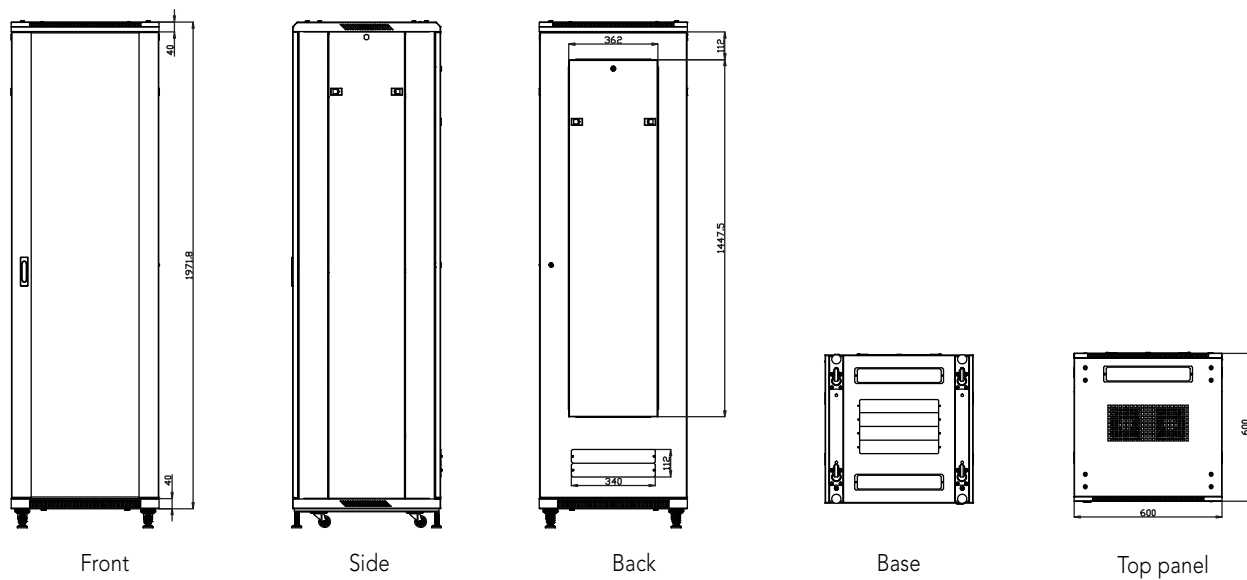
## WPN-RNV-22606-B



## WPN-RNV-32606-B



## WPN-RNV-42606-B



# RNV - AUDIO VIDEO SERIES

CODE	ASSEMBLED	UNIT N.	SIZES			WEIGHT	COLOUR	SCREWS SET
			W	D	H	kg	RAL 9005 (Black)	INCLUDED
WPN-RNV-22606-B	•	22	600	600	1116	76.5	•	20
WPN-RNV-32606-B	•	32	600	600	1610	97.5	•	20
WPN-RNV-42606-B	•	42	600	600	2055	122.0	•	40

## INCLUDED ACCESSORIES

WPN-RNV-22606-B	<b>Blank panels with quick unlock</b> 1x3 units 1x2 units 1x1 units  <b>Ventilated Shelves</b> 1x1 units prof. 300 mm, max 25 kg 1x2 units prof. 350 mm, max 35 kg 1x1 units with 4 attachment points prof. 350 mm, max 45 kg
WPN-RNV-32606-B	<b>Blank panels with quick unlock</b> 1x3 units 1x2 units 1x1 units  <b>Ventilated Shelves</b> 2x1 units prof. 300 mm, max. 25 kg 2x2 units prof. 350 mm, max 35 kg 2x1 units with 4 attachment points prof. 350 mm, max 45 kg
WPN-RNV-42606-B	<b>Blank panels with quick unlock</b> 2x3 units 2x2 units 2x1 units  <b>Ventilated Shelves</b> 2x1 units prof. 300 mm, max 25 kg 2x2 units prof. 350 mm, max 35 kg 3x1 units with 4 attachment points prof. 350 mm, max 45 kg

## RNV SERIES ACCESSORIES

CODE	DESCRIPTION
WPN-AFS-41060-B	Fixed shelf for rack up to 600 mm, 4 attachment points, RAL 9005, max 45 kg
WPN-ACS-N060-2	Fan Tray for 600 mm deep cabinets, 2 fans + thermostat, RAL 9005
WPN-APT-N66	Plinth, 600x600 mm, RAL 9005

# RWA SoHo SERIES WALL MOUNTED



## Robustness

The welded frame and the robust and reliable structure ensures a static loading capacity up to 50 kg.



## Handiness

Removable side panels for easy installation of the equipment.



## Fast Assembling

Preassembled, easy to install and ready to use.



## Versatility

Equipped with: 2/4 adjustable rails, numbered for simplifying the installation of the equipment; Tempered glass door openable at 180°; Top panel designed for supporting the fan unit.



## Security

Front door equipped with lock.



## Accessories

Supplied with 12 screws and cage nuts. It is also available a wide range of accessories to satisfy every requirement!

The RWA series wall mounted rack cabinet is the best entry-level solution for small installations in IT environments.



› Package

## RWA - SoHo SERIES



› Screws and nuts included




› 15 years warranty



› Removable side panels

## DETAILS

- › 1,5 mm solid steel structure
- › Glass door opens to 180° and has a lock and key
- › The direction of the door opening can be changed as required
- › Removable side panels for an easy installation of the equipment
- › Cable entry on both top and bottom
- › Housing for 120 mm fans or special ventilation kit on the roof.
- › Load capacity up to 50 kg
- › Complete with 2/4 numbered rails with adjustable depth
- › Set of 12 screws and cage nuts included
- › Colour: Black, RAL 9005
- › IP 20 protection class



› Numbered rails




› Lock and key



› Removable side panel

# RWA - SoHo SERIES



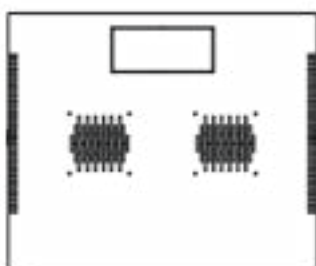
Side



Back



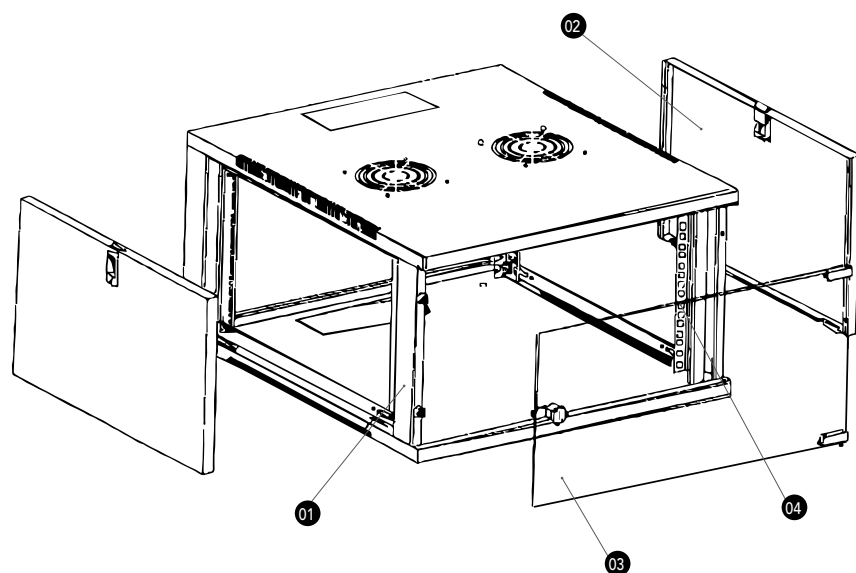
Front



Top



Bottom



- 01 Frame
- 02 Side panel
- 03 Front door
- 04 Vertical rail

## RWA - SoHo SERIES

CODE	ASSEMBLED	UNIT N.	SIZES			WEIGHT	COLOUR	RAILS
			W	D	H	kg	RAL 9005 (Black)	
WPN-RWA-06604-B	•	6	540	450	310	13.0	•	2
WPN-RWA-06606-B	•	6	540	600	310	15.5	•	2
WPN-RWA-09604-B	•	9	540	450	445	16.5	•	4
WPN-RWA-09606-B	•	9	540	600	445	19.0	•	4
WPN-RWA-12604-B	•	12	540	450	580	19.5	•	4
WPN-RWA-12606-B	•	12	540	600	580	23.0	•	4
WPN-RWA-15604-B	•	15	540	450	720	23.0	•	4
WPN-RWA-15606-B	•	15	540	600	720	25.5	•	4

## RWA SERIES ACCESSORI

CODE	DESCRIPTION
WPN-ACS-W040-2	Fan Tray   2 fans with protection grid + thermostat, for 450 mm deep racks
WPN-ACS-W060-2	Fan Tray   2 fans with protection grid + thermostat, for 600 mm deep racks

# RWB PROFESSIONAL SERIES WALL MOUNTED



## Robustness

The welded frame and the robust and reliable structure ensures a static loading capacity up to 60 kg.



## Handiness

Removable side panels for easy installation of the equipment.



## Fast Assembling

Preassembled, easy to install and ready to use.



## Versatility

Equipped with: 2/4 adjustable rails, numbered for simplifying the installation of the equipment; Tempered glass door openable at 180°; Top panel designed for supporting the fan unit.



## Security

Front door equipped with lock and two more locks on the side panels for a total security!



## Accessories

Supplied with grounding kit, 12 screws and cage nuts. It is also available a wide range of accessories to satisfy every requirement!

The tempered glass door, the welded frame, and the sturdy and safe structure, and the locks (also on the removable side panels) are just some of the main features of this series of networking cabinets.



› Package

## RWB - PROFESSIONAL SERIES



› Screws and nuts included



› 15 years warranty



› Removable side panels




› Grounding kit included

### DETAILS

- › 1,5 mm solid steel structure
- › Tempered glass door opens to 180° and has a lock and key
- › The direction of the door opening can be changed as required
- › Removable side panels, also with lock and key, for an easy installation of the equipment
- › Cable entry on both top and bottom (with cover)
- › Housing for 120 mm fans or special ventilation kit on the top.
- › Load capacity up to 60 kg
- › Complete with 2/4 numbered rails with adjustable depth
- › Grounding kit included
- › Set of 12 screws and cage nuts included
- › IP 20 protection class



› Numbered rails

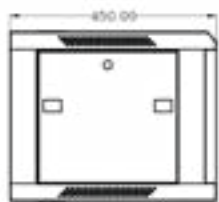


› Lock and key



› Removable side panel

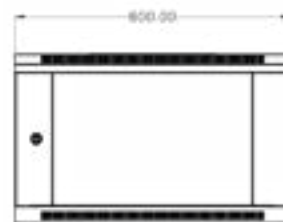
# RWB - PROFESSIONAL SERIES



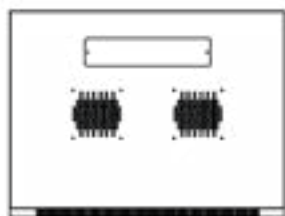
Side



Back



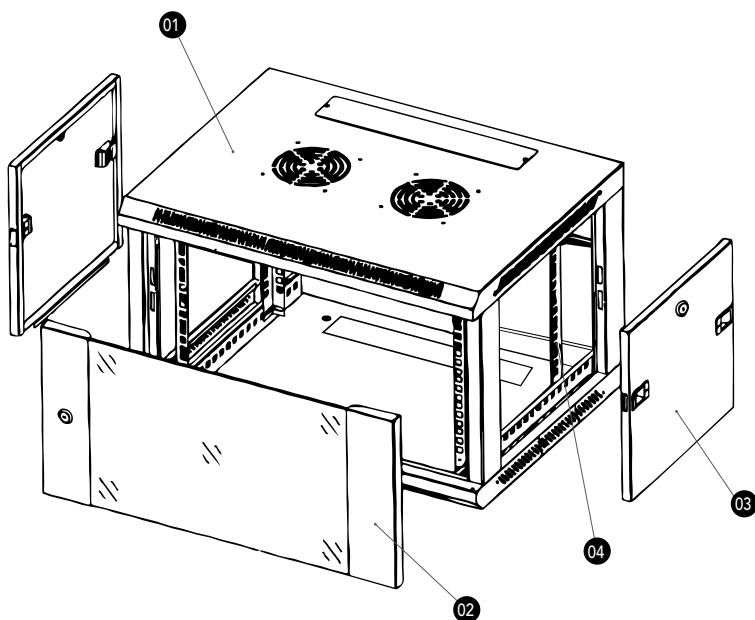
Front



Top



Bottom



- 01 Top cover
- 02 Front door
- 03 Side panel
- 04 Vertical rail

## RWB - PROFESSIONAL SERIES

CODE	ASSEMBLED	UNIT N.	SIZES			WEIGHT	COLOUR		RAILS
			W	D	H	kg	RAL 9005	RAL 7035	
WPN-RWB-06605-B	•	6	600	500	370	16.5	•		2
WPN-RWB-06605-G	•	6	600	500	370	16.5		•	2
WPN-RWB-09605-B	•	9	600	500	500	21.0	•		4
WPN-RWB-09605-G	•	9	600	500	500	21.0		•	4
WPN-RWB-12605-B	•	12	600	500	635	24.0	•		4
WPN-RWB-12605-G	•	12	600	500	635	24.0		•	4
WPN-RWB-12606-B	•	12	600	600	635	26.0	•		4
WPN-RWB-12606-G	•	12	600	600	635	26.0		•	4
WPN-RWB-15606-B	•	15	600	600	770	28.0	•		4
WPN-RWB-20606-B	•	20	600	600	1000	36.0	•		4

## RWB SERIES ACCESSORIES

CODE	DESCRIPTION
WPN-ACS-W050-2	Fan Tray - 2 fans with protection grid + thermostat, for 500 mm deep racks
WPN-ACS-W060-2	Fan Tray - 2 fans with protection grid + thermostat, for 600 mm deep racks

# RWC AIR SERIES WALL MOUNTED



## Robustness

The welded frame and the robust and reliable structure ensures a static loading capacity up to 50 kg.



## Handiness

Removable side panels for easy installation of the equipment.



## Fast Assembling

Preassembled, easy to install and ready to use.



## Versatility

Equipped with: 2/4 adjustable rails, numbered for simplifying the installation of the equipment; Perforated steel door openable at 230°; Top panel designed for supporting the fan unit.



## Security

Perforated steel door ensuring higher protection than glass. Front door and side panels equipped with lock.



## Accessories

Supplied with 12 screws and cage nuts. It is also available a wide range of accessories to satisfy every requirement!

The RWC series distinguish itself for its robust steel structure, the welded frame, the lockable removable side panels and lockable reinforced perforated steel door that ensure higher security and air ventilation to the whole network system.



› Package

## RWC - AIR SERIES



› Screws and nuts included



› 15 years warranty



› Removable side panels



› Passive air ventilation

## DETAILS

- › 1,5 mm solid steel structure
- › Perforated steel door opens to 230° and has a lock and key
- › The direction of the door opening can be changed as required
- › Removable side panels with lock for an easy installation of the equipment
- › Cable entry on both top and bottom
- › Housing for 120 mm fans or special ventilation kit on the roof
- › Load capacity up to 50 kg
- › Complete with 2/4 numbered rails with adjustable depth
- › Set of 12 screws and cage nuts included
- › Colour: Black, RAL 9005
- › IP 20 protection class



› Removable side panel with lock

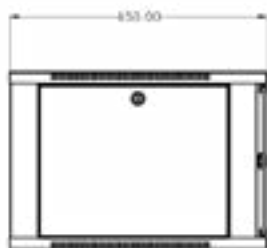
› Reinforced perforated steel door



› Numbered rails



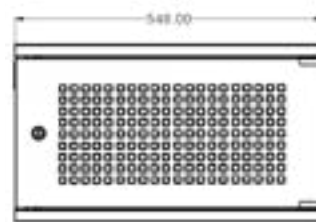
# RWC - AIR SERIES



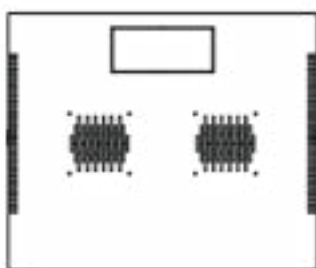
Side



Back



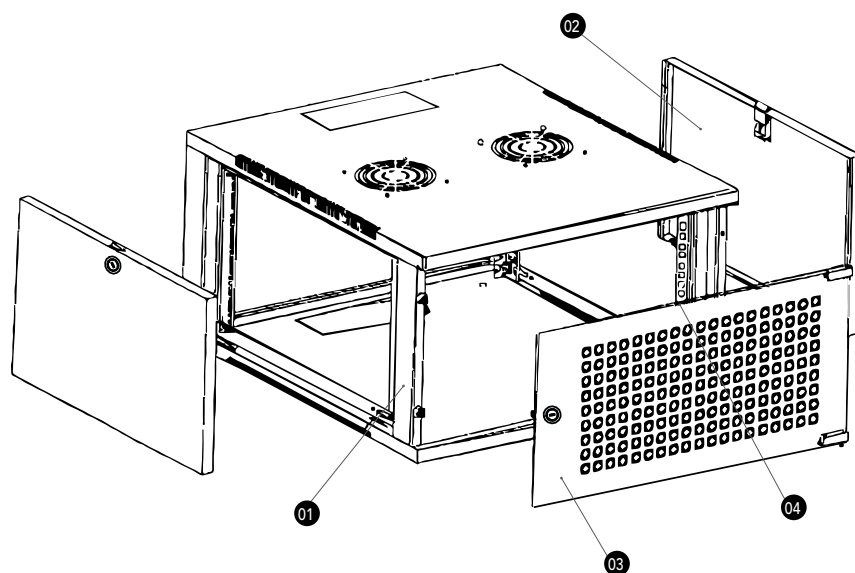
Front



Top



Bottom



- 01 Frame
- 02 Side panel
- 03 Front door
- 04 Vertical rail

## RWC - AIR SERIES

**WPN-ACS-W040-2** (Not included)

Ventilation unit with thermostat to keep the temperature inside the cabinet under control and avoid excessive power consumption.

CODE	ASSEMBLED	UNIT N.	SIZES			WEIGHT	COLOUR	RAILS
			W	D	H			
						kg	RAL 9005 (Black)	
WPN-RWC-06604-B	•	6	540	450	310	12.7	•	2
WPN-RWC-06606-B	•	6	540	600	310	15.0	•	2
WPN-RWC-09604-B	•	9	540	450	445	16.5	•	4
WPN-RWC-09606-B	•	9	540	600	445	20.0	•	4
WPN-RWC-12604-B	•	12	540	450	580	20.0	•	4
WPN-RWC-12606-B	•	12	540	600	580	22.5	•	4
WPN-RWC-15604-B	•	15	540	450	720	22.5	•	4
WPN-RWC-15606-B	•	15	540	600	720	26.0	•	4

## RWC SERIES ACCESSORIES

CODE	DESCRIPTION
WPN-ACS-W040-2	Fan Tray - 2 fans with protection grid + thermostat, RAL 9005, power supply 230V - 50Hz

# RWD DOUBLE SECTION SERIES WALL MOUNTED



## Robustness

The welded frame and the robust and reliable structure ensures a static loading capacity up to 60 kg.



## Handiness

Removable side panels and rear swing frame for easy installation of the equipment.



## Fast Assembling

Preassembled, easy to install and ready to use.



## Versatility

Equipped with: 2/4 adjustable rails, numbered for simplifying the installation of the equipment; Tempered glass door openable at 180°; Top panel designed for supporting the fan unit.



## Security

Front door, rear swing frame and side panels equipped with lock for a total security!



## Accessories

Supplied with 12 screws and cage nuts. It is also available a wide range of accessories to satisfy every requirement!

The wall mounted professional double section rack series RWD simplify the installation of accessories through access to the middle section. The tempered glass door, the welded frame, and the sturdy and safe structure, and the locks (also on the removable side panels) are just some of the main features of this series of networking cabinets.



› Package

# RWD - DOUBLE SECTION SERIES



› Screws and nuts included



› 15 years warranty



› Removable side panels



› Grounding kit included

## DETAILS

- › 1,5 mm solid steel structure
- › Tempered glass door opens to 180° and has a lock and key
- › The direction of the door opening can be changed as required
- › Removable side panels, also with lock and key, for an easy installation of the equipment
- › Cable entry on both top and bottom (with cover)
- › Housing for 120 mm fans or special ventilation kit on the top.
- › Load capacity up to 60 kg
- › With 2/4 numbered front rails with adjustable depth
- › Grounding kit included
- › Set of 12 screws and cage nuts included
- › IP 20 protection class



› Rear swing frame with lock and key



› Removable lateral panel with lock and key




› Tempered glass door

# RWD - DOUBLE SECTION SERIES



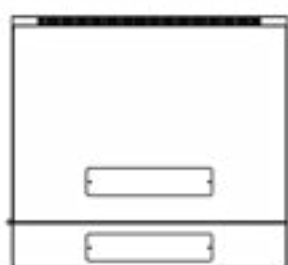
Side




Back



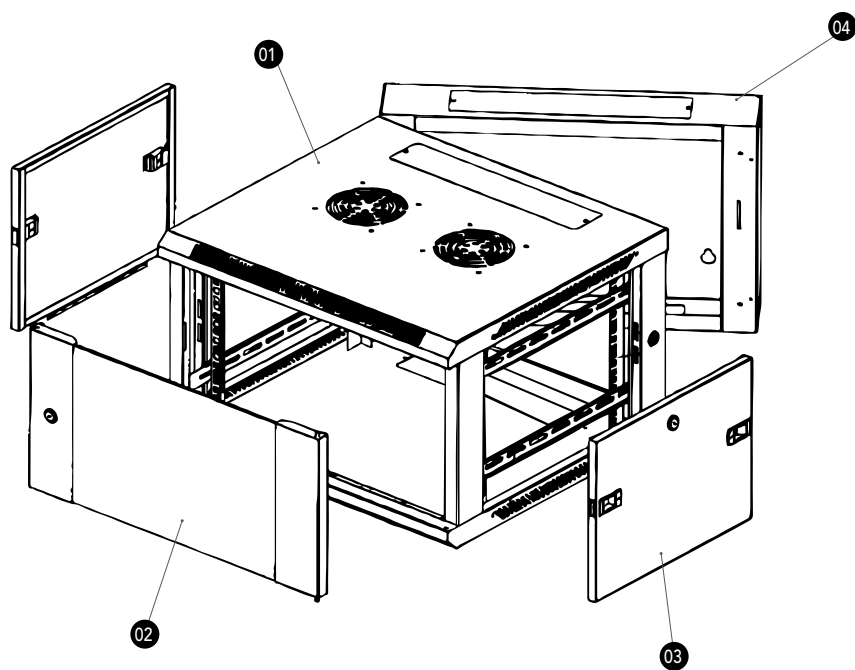
Front



Top



Bottom



- 01 Top cover
- 02 Front door
- 03 Side panel
- 04 Rear swing frame

## RWD - DOUBLE SECTION SERIES

CODE	ASSEMBLED	UNIT N.	SIZES			WEIGHT	COLOUR	RAILS
			W	D	H	kg	RAL 9005 (Black)	
WPN-RWD-06605-B	•	6	600	550	370	27.0	•	2
WPN-RWD-09605-B	•	9	600	550	500	33.0	•	4
WPN-RWD-12605-B	•	12	600	550	635	37.0	•	4

# RWS SECURITY SERIES WALL MOUNTED



Resistance Class (RC) 4 - **10 minutes** resistance according to standard DIN EN 1627. The experienced burglar uses sawing and hammering tools as well, such as axes, chisels, hammers and battery-operated drills.

According to statistics the most frequent break-ins are practiced lifting, drilling and breaking glass doors.

It is recommended to adopt security measures that ensure 10 minutes resistance from burglar's attempts.

The **RWS series** has a solid structure, a sliding steel door without vulnerable hinges and the double-bitted lock. Thus it is in compliance with the 4<sup>th</sup> resistance class (RC) according to standard DIN EN 1627. The experienced burglar uses sawing and hammering tools as well, such as axes, chisels, hammers and battery-operated drills.

Makeshift tools like stones, screwdrivers, pliers or physical violence are not sufficient.



## Robustness

The welded frame and the robust and reliable structure ensures a static loading capacity up to 60 kg.



## Handiness

**NEW** Removable door for easy installation of the equipment.



## Fast Assembling

Preassembled, easy to install and ready to use.



## Versatility

Equipped with: 2 adjustable rails, numbered for simplifying the installation of the equipment; Available with a right- or left-openable door.



## Security

Double-bitted lock, frontal door sliding laterally in steel, cable entry hole designed for preventing hands to pass inside. This is our security formula!



## Accessories

Supplied with 12 screws and cage nuts. It is also available a wide range of accessories to satisfy every requirement!

## RWS - SECURITY SERIES



› Screws and nuts included

**15**  
years

› 15 years warranty



› Package

## DETAILS

- › Sliding door opens sideways.
- › Made of solid steel 1,5 mm
- › Double-bitted lock
- › Top and bottom air inlet
- › Load capacity up to 60 kg
- › Complete with 2 numbered rails with adjustable depth
- › Set of 12 screws and cage nuts included
- › Colour: Black, RAL 9005
- › IP 20 protection class



**Double-bitted  
Lock**

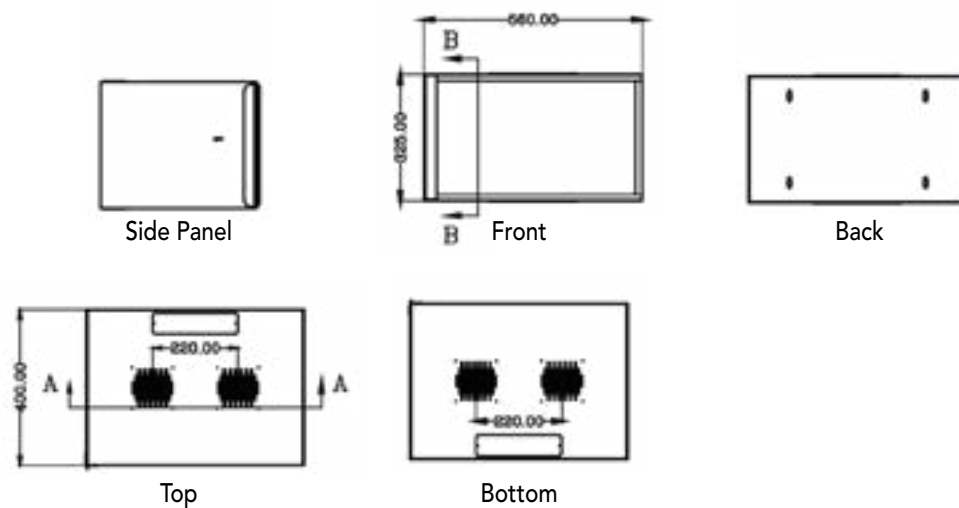


**Side sliding door**  
No vulnarable hinges

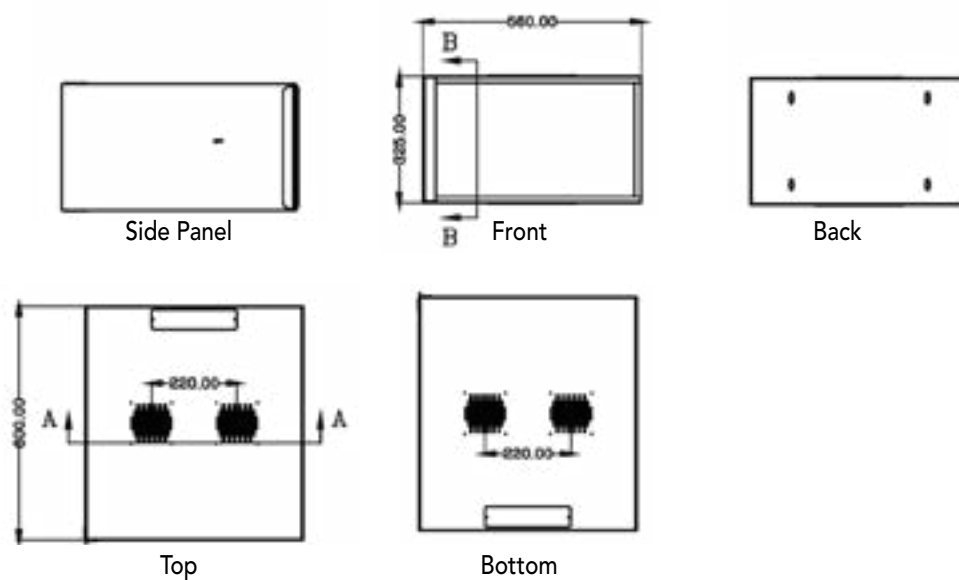
**Reversible structure**  
It can be mounted upside down  
for changing the door opening  
direction (left or right).

# RWS - SECURITY SERIES

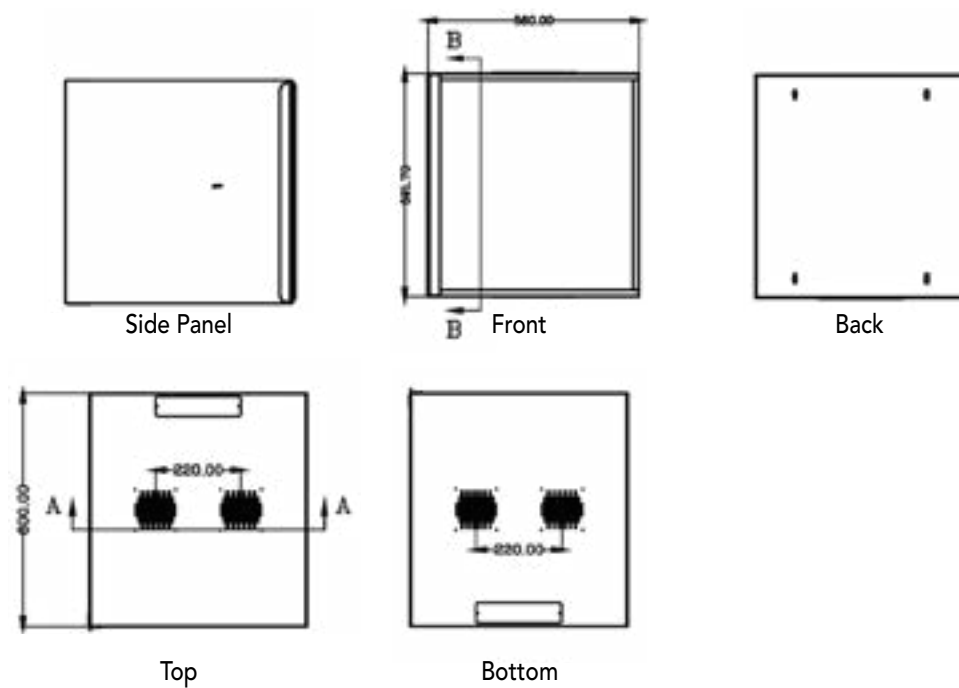
WPN-RWS-06504-B



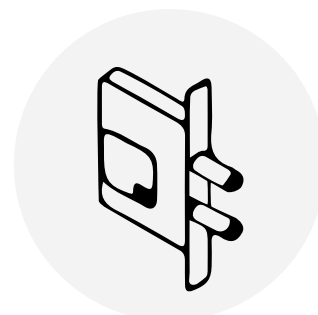
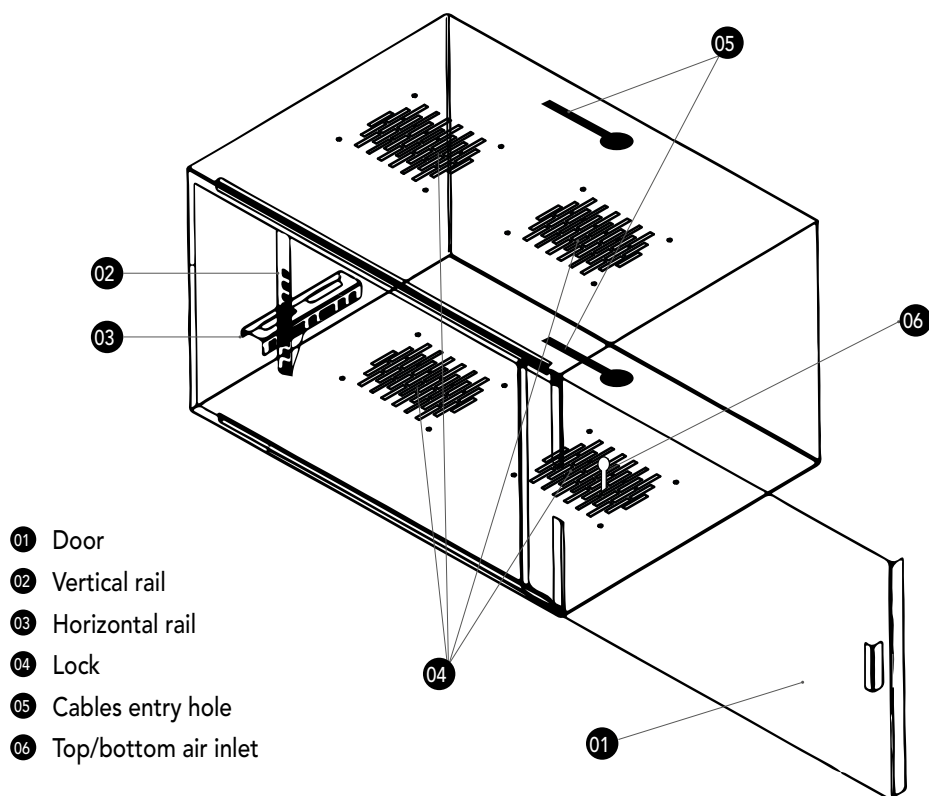
WPN-RWS-06506-B



WPN-RWS-12506-B



## RWS - SECURITY SERIES



CODE	OPENING	UNIT N.	SIZES			WEIGHT kg	COLOUR RAL 9005 (Black)	RAILS
			W	D	H			
WPN-RWS-06504-B	Left or Right	6	560	400	325	11.2	•	2
WPN-RWS-06506-B	Left or Right	6	560	600	325	16.0	•	2
WPN-RWS-12506-B	Left or Right	12	560	600	592	23.8	•	4

# RWV VERTICAL SERIES WALL MOUNTED



## Robustness

The robust and reliable structure ensures a static loading capacity up to 80 kg.



## Handiness

Structure designed to maintain a minimum distance from the wall favoring passive cooling through the special holes.



## Fast Assembling

Preassembled, easy to install and ready to use.



## Versatility

3 horizontal and 2 vertical units in just 14 cm of depth.



## Security

The strong steel door with lock and key opens to 90°.



## Accessories

Supplied with 12 sets of screws + cage nuts. Is also available a wide range of accessories to satisfy every requirement!

The RWV series wall mounted rack cabinet is the ideal solution for small installations in tight spaces. Thanks to the innovative vertical system it allows you to install 5 devices (3 horizontally and 2 vertically) in just 14 cm of depth.

# RWW - VERTICAL SERIES



› Screws and nuts included



› 15 years warranty



› Passive air ventilation

## DETAILS

- › 1,5 mm solid steel structure
- › Strong sheet steel door opens to 90° lockable with lock and key
- › Structure designed to maintain a minimum distance from the wall and favor passive ventilation through the special holes
- › Cable entry on the bottom
- › Housing for 60 mm fans on the sides
- › Load capacity up to 80 kg
- › Set of 12 screws and cage nuts included
- › Colours: Black, RAL 9005 | Grey, RAL 7035
- › Unit: 5, 3 horizontal (max depth of the devices 250 mm) and 2 vertical (max depth of the devices 65 mm)
- › IP 20 protection class



› With installed equipment



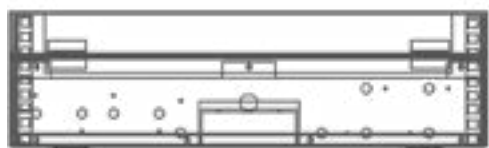
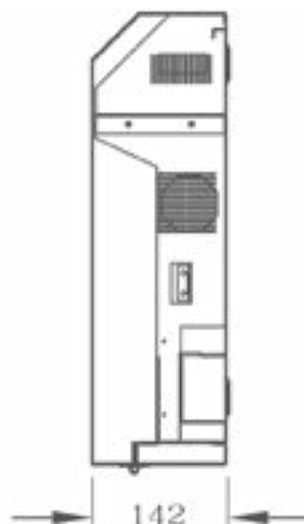
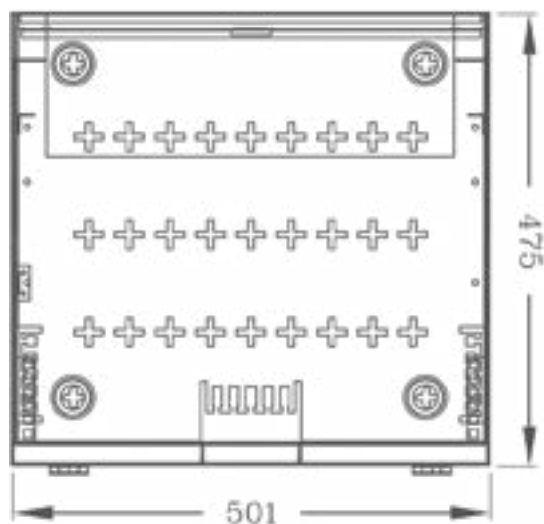
› 3 horizontal units



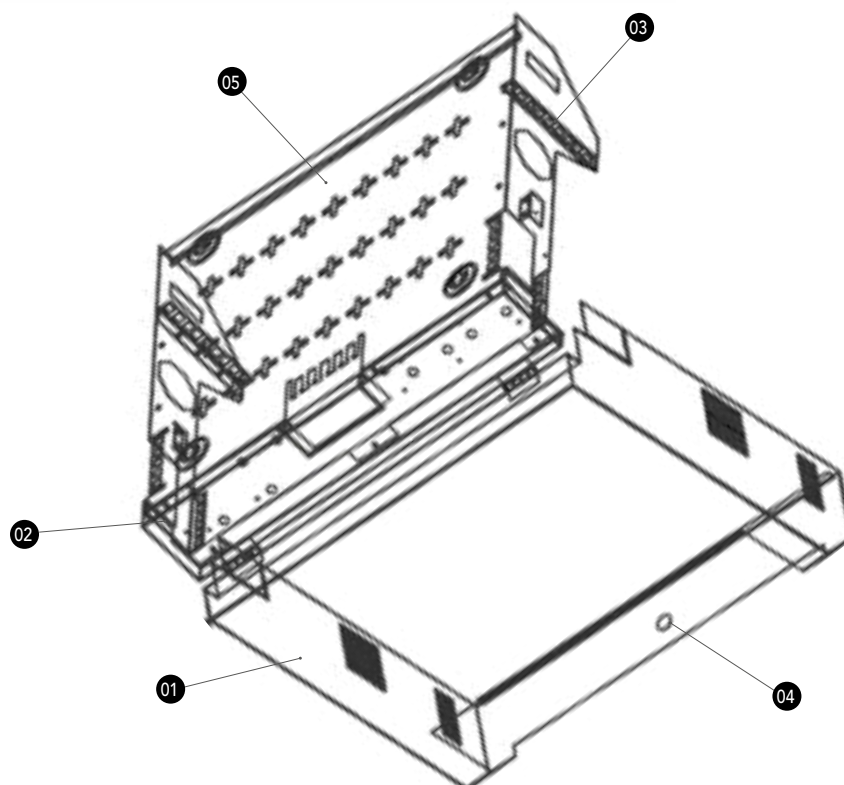
› 2 vertical units



## RWV - VERTICAL SERIES




- 01 Door
- 02 Vertical units
- 03 Horizontal units
- 04 Lock
- 05 Passive cooling system



# RWV - VERTICAL SERIES

› Passive cooling system



CODE	ASSEMBLED	UNIT N.	SIZES			WEIGHT kg	COLOUR	
			W	D	H		RAL 9005	RAL 7035
WPN-RWV-05501-B	•	5	500	142	475	10.4	•	
WPN-RWV-05501-B	•	5	500	142	475	10.4		•

# RWN VERTICAL SERIES WALL MOUNTED



The RWN series is dedicated to the safe storage of recording devices (NVR / DVR).

Thanks to the solid structure, the safety lock and the predisposition for mounting a magnetic micro-contact to be connected to the alarm system, the **RWN** series guarantees maximum safety in particularly small dimensions. Front door (54x47 cm), protected by a different numbered tubular lock for each cabinet, with double adjustable friction hinge and eyelets for the passage of velcro strips. The standard 19" rack brackets on the door are removable and allow the fixing of up to 4 units (2 front and 2 rear). Thanks to the generous size of the door it is possible to fix standard 19" rack peripherals up to 43 cm deep. The lower compartment, which can only be opened from the inside, allows a comfortable and safe access to the power supply or to the connection cables.



#### Robustness

Solid and reliable steel structure.



#### Handiness

Lower compartment that allows a comfortable and safe access to the power supply or to the connection cables.



#### Fast Assembling

Comfortable eyelets for fixing to the wall.  
Cable entry holes on the bottom part.



#### Versatility

Removable standard 19" rack brackets on the door or VESA bracket for monitor (depending on the model).



#### Security

Tubular lock with different numbered security key for each cabinet and predisposition for built-in microcontact.



#### Accessories

Predisposition for the installation of 2 120 mm fans. Suitable with all 19" accessories.

## RWN - VERTICAL SERIES

## DETAILS

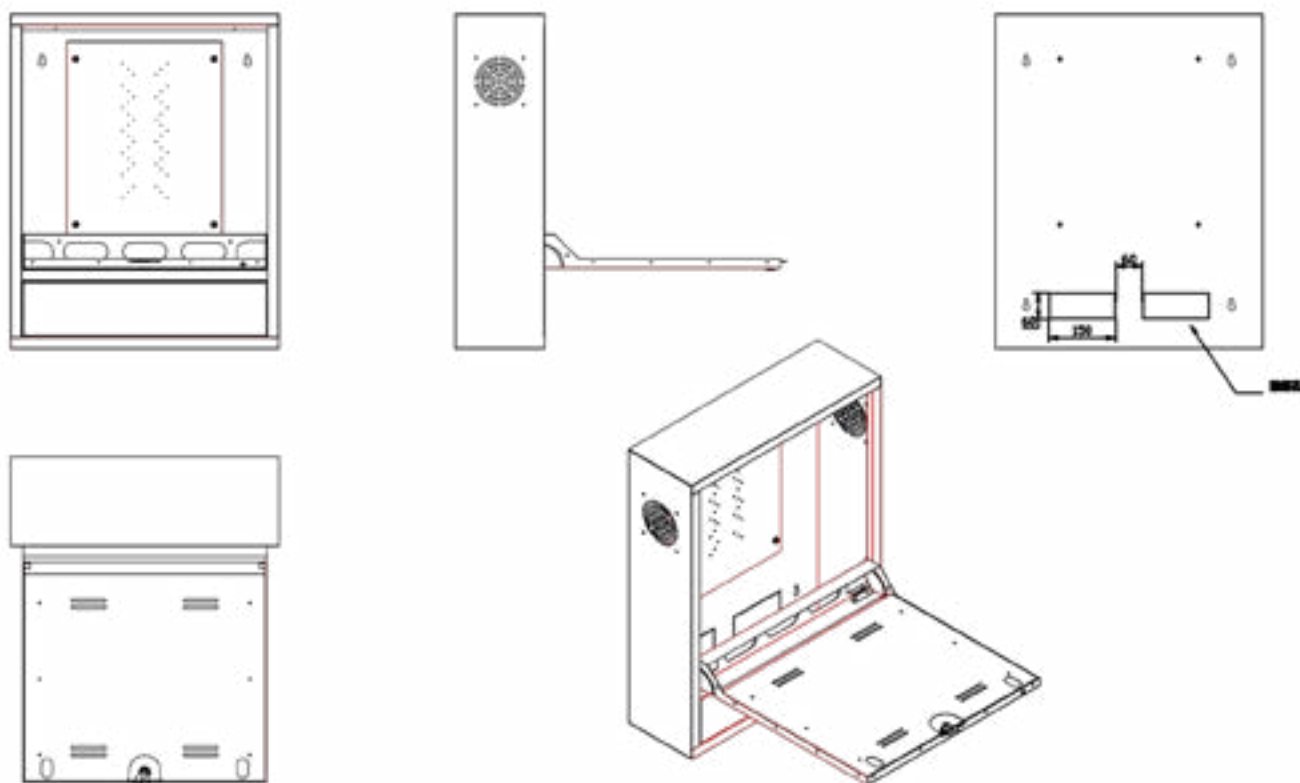
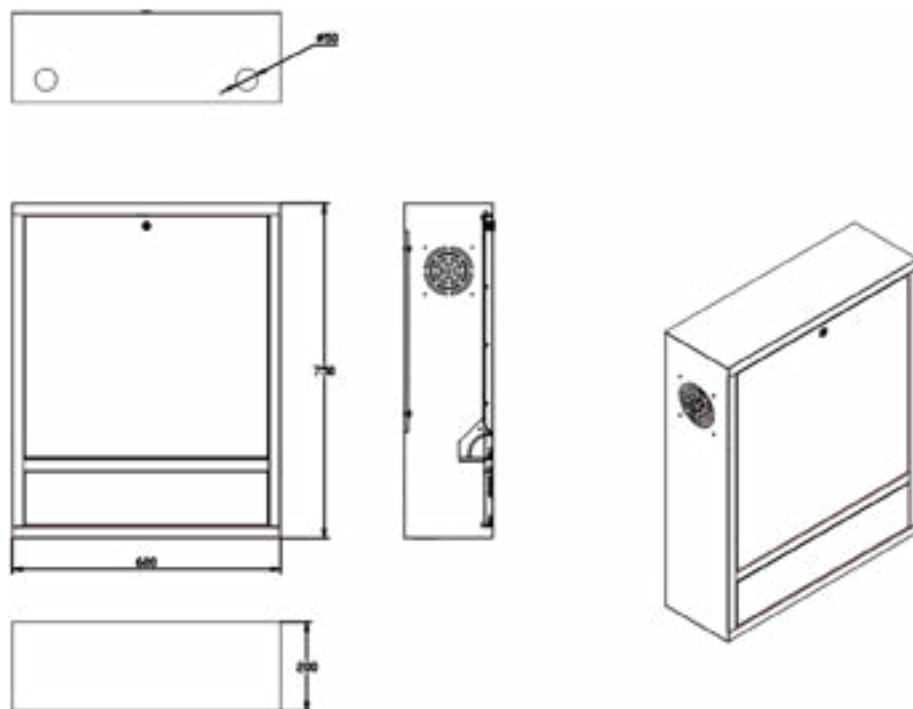
- › Structure in solid steel 1,5 mm
- › Predisposition for for two 120 mm fans on the sides
- › Predisposition for built-in microcontact Cooper CSA Series 314 on the door for connection to the alarm system
- › 19" rack standard removable brackets with 2 units (2 front + 2 rear) fixed to the door
- › Closure with different numbered tubular security key for each cabinet
- › Lower compartment that can only be opened from the inside for connection management
- › Cable entry holes on the bottom part

**15**  
years

› 15 years warranty



## RWN - VERICAL SERIES



## RWN - VERTICAL SERIES



- › Lower compartment that can only be opened from the inside for connection management



- › Predisposition for built-in microcontact Cooper CSA Series 314 on the door for connection to the alarm system



- › Adjustable friction hinge

CODE	ASSEMBLED	UNIT N.	SIZES			WEIGHT	COLOUR		RAILS
			W	D	H		RAL 9005 (Black)	RAL 7035 (Grigio)	
WPN-RWN-02601-B	•	2	600	150	750	18	•		4
WPN-RWN-02601-W	•	2	600	150	750	18		•	4
WPN-RWN-00602-G	•		600	200	750	20		•	

### RWN SERIES ACCESSORIES

CODE	DESCRIPTION
WPN-ACS-FAN120	120x120x38 mm 220v fan
WPN-ACS-FAN120T	120x120x38 mm 220v fan with thermostat

# ROA OPEN FRAME SERIES WALL MOUNTED

**Robustness**

The robust and reliable structure ensure a static loading capacity up to 10 kg.

**Handiness**

Entry-level solution for keeping structured cabling well-ordered.

**Fast Assembling**

Preassembled, easy to install and ready to use.

The wall mounted Open Frame Rack is an entry-level solution for securely attaching standard 19" peripherals.



› Package

## ROA - OPEN FRAME SERIES



› 15 years warranty

## DETAILS

- › Sturdy steel structure
- › Load capacity up to 10 kg
- › Colour: Black, RAL 9005



CODE	ASSEMBLED	UNIT N.	SIZES			WEIGHT	COLOUR
			W	D	H		
WPN-ROA-04603-BU	-	4	500	305	178	4.2	•
WPN-ROA-06603-BU	-	6	500	305	267	5.8	•

# SHELVES

## FIXED SHELF

Fixed shelf, 1 and 2 units, with 2 attachment points standard 19". The perforated shelf, ensures optimal ventilation.

- › Set of 4 screws and cage nuts included
- › Colour RAL 9005 (Black)
- › Load capacity up to 25 kg



CODE	DESCRIPTION
WPN-AFS-21030-B	1U shelf, depth 300 mm
WPN-AFS-21035-B	1U shelf, depth 350 mm
WPN-AFS-22035-B	2U shelf, depth 350 mm

## FIXED SHELF FOR RSA SERIES

Fixed shelf, 1 unit, with 4 attachment points standard 19". The perforated shelf, ensures optimal ventilation.

- › Set of 4 screws and cage nuts included
- › Colour RAL 9005 (Black)
- › Load capacity up to 65 kg



CODE	DESCRIPTION
WPN-AFS-S241100-B	1U shelf, for 1000 mm deep racks
WPN-AFS-S241120-B	1U shelf, for 1200 mm deep racks

## FIXED SHELF FOR STANDING RACKS

Fixed shelf, 1 unit, with 4 attachment points standard 19". The perforated shelf, ensures optimal ventilation.

- › Set of 4 screws and cage nuts included
- › Colour RAL 9005 (Black)
- › Load capacity up to 45 kg



CODE	DESCRIPTION
WPN-AFS-41060-B	1U shelf, for 600 mm RNA/RNB racks
WPN-AFS-41080-B	1U shelf, for 800 mm RNA/RNB racks
WPN-AFS-41100-B	1U shelf, for 1000 mm RNA/RSB racks
WPN-AFS-S141100-B	1U shelf, for 1000 mm RSA racks

## SLIDING SHELF

Sliding shelf, 1 unit, with 4 attachment points standard 19". The perforated shelf, ensures optimal ventilation.

- › Set of 4 screws and cage nuts included
- › Colour RAL 9005 (Black)
- › Load capacity up to 25 kg



CODE	DESCRIPTION
WPN-ASS-141060-B	1U shelf, for 600 mm deep racks
WPN-ASS-141080-B	1U shelf, for 800 mm deep racks
WPN-ASS-141100-B	1U shelf, for 1000 mm deep racks

# COOLING UNITS

## COOLING FAN

Fan for rack cabinets complete with 2 m connection cable and STK9 (Schuko) plug.

- › Colour RAL 9005 (Black)
- › Complete with protection grid
- › Cable lenght: 2 m
- › Power supply: 230V - 50Hz



CODE	DESCRIPTION
WPN-ACS-FAN120	WxHxD 120x120x38 mm, 220v
WPN-ACS-FAN120T	WxHxD 120x120x38 mm, 220v + thermostat

## FAN TRAY FOR RSA SERIES

Ventilation unit with four fans that can be installed on top of the 19" rack RSA series. The ventilation unit has a thermostat to keep the temperature inside the cabinet under control and avoid excessive power consumption.

- › Colour RAL 9005 (Black)
- › Complete with protective grids over the fans
- › Power supply: 230V - 50Hz



CODE	DESCRIPTION
WPN-ACS-S100-4	for 1000 deep cabinets, 4 fans + thermostat
WPN-ACS-S120-4	for 1200 deep cabinets, 4 fans + thermostat

## FAN TRAY FOR RNA/RNB/RSB SERIES

Ventilation unit with 2 or 4 fans that can be installed on top of the 19" RNA/RNB/RSB rack series. The ventilation unit has a thermostat to keep the temperature inside the cabinet under control and avoid excessive power consumption.

- › Colour RAL 9005 (Black)
- › Complete with protective grids on the fans
- › Power supply: 230V - 50Hz



CODE	DESCRIPTION
WPN-ACS-N060-2	for 600 mm RNA/RNB racks, 2 fans + thermostat
WPN-ACS-N080-4	for 800 mm RNA rack, 4 fans + thermostat
WPN-ACS-N100-4	for 1000 mm RSB rack, 4 fans + thermostat

## FAN TRAY FOR RWA/RWB SERIES

Ventilation unit with two fans that can be installed on top of the 19" rack RWA/RWB series. The ventilation unit has a thermostat to keep the temperature inside the cabinet under control and avoid excessive power consumption.

- › Colour RAL 9005 (Black)
- › Complete with protective grids over the fans
- › Power supply: 230V - 50Hz



CODE	DESCRIPTION
WPN-ACS-W040-2	for RWA 450 deep cabinets, 2 fans + thermostat
WPN-ACS-W050-2	for RWB 500 deep cabinets, 2 fans + thermostat
WPN-ACS-W060-2	for RWB 600 deep cabinets, 2 fans + thermostat

# CABLE MANAGEMENT & PANELS

## CABLE MANAGEMENT PANEL

- › Set of 4 screws and cage nuts included
- › Colour RAL 9005 (Black)



CODE	DESCRIPTION
WPN-ACM-001-B	2 pcs metal cable ring set 1U
WPN-ACM-101-B	Metal cable management panel 1U
WPN-ACM-102-B	Plastic cable management panel 1U
WPN-ACM-201-B	Cable guide with brush 1U

## BLANK PANEL

Metal solid panel standard 19", 1/2/3 units, to close unused cabinet spaces. The use of these blank panels forces cooling air from the ventilation unit (if installed) to pass through the active equipment in the rack.

- › Set of 4 screws and cage nuts included
- › Colour RAL 9005 (Black)



CODE	DESCRIPTION
WPN-ABP-1-B	Blank panel 1U
WPN-ABP-2-B	Blank panel 2U
WPN-ABP-3-B	Blank panel 3U

## CABLE MANAGEMENT PANEL WITH COVER

- › Set of 4 screws and cage nuts included
- › Colour RAL 9005 (Black)



CODE	DESCRIPTION
WPN-ACM-301-B	Cable management panel 1U
WPN-ACM-302-B	Cable management panel 2U

## SCREWLESS BLANK PANEL

Metal solid panel standard 19", 1/2/3 units, to close unused cabinet spaces. The use of these blank panels forces cooling air from the ventilation unit (if installed) to pass through the active equipment in the rack.

- › Colour RAL 9005 (Black)



CODE	DESCRIPTION
WPN-ABP-1SL-B	Screwless blank panel 1U
WPN-ABP-2SL-B	Screwless blank panel 2U
WPN-ABP-3SL-B	Screwless blank panel 3U

# ACCESSORIES

## VERTICAL CABLE MANAGEMENT WITH COVER

Vertical cable management set suitable for 800 mm width RSA, RSB and RNA racks.

› Color RAL 9005 (Black)



CODE	DESCRIPTION
WPN-ACM-501-B	Set for RNA/RSB 800 mm, 22U
WPN-ACM-502-B	Set for RNA/RSB 800 mm, 27U
WPN-ACM-503-B	Set for RNA/RSB 800 mm, 32U
WPN-ACM-504-B	Set for RNA/RSB 800 mm, 42U
WPN-ACM-505-B	Set for RNA 800 mm, 42U

## PLINTH FOR RNA/RNB SERIES

Metal base for cabinets RNA/RNB series to replace the wheels and feet.

› Colour RAL 9005 (Black)



CODE	DESCRIPTION
WPN-APT-N66	600x600 mm
WPN-APT-N68	600x800 mm
WPN-APT-N88	800x800 mm
WPN-APT-N610	600x1000 mm
WPN-APT-N810	800x1000 mm

## SCREWS SET

The kit consists of 20/50 screws, washers and cage nuts suitable for installation of rack accessories and components.



CODE	DESCRIPTION
WPN-AVA-SS20	Nuts and bolts kit, 20 pcs
WPN-AVA-SS50	Nuts and bolts kit, 50 pcs

## BOTTOM PLATE FOR RSA SERIES

› With 2 holes for cable entry and 2 brushes  
› Colour RAL 9005 (Black)



CODE	DESCRIPTION
WPN-ABS-RSA610-B	600x1000 mm
WPN-ABS-RSA810-B	800x1000 mm
WPN-ABS-RSA812-B	800x1200 mm

# ACCESSORIES RACK - CABLING

## DIN BAR

2U Din Bar for 19" Racks for mounting DIN equipment into a 19" rack

- › Adjustable depth 65 – 290 mm
- › Material: SPCC
- › Colour RAL9005 (Black)



CODE	DESCRIPTION
WPN-AVA-DR01	width 415 mm   height 2U

## DIN RAIL FIBER OPTIC PATCH PANEL

Din-Rail mount fiber patch panels with 6SC simplex/LC duplex and 6SC duplex front panel without adapters, Grey RAL 7035.

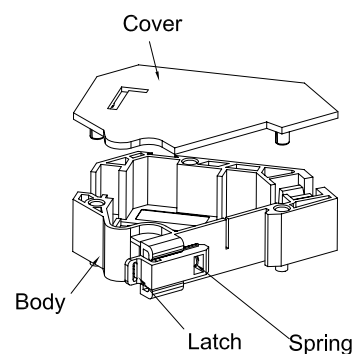
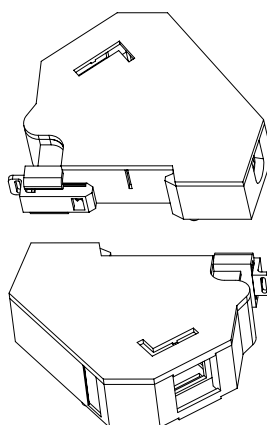
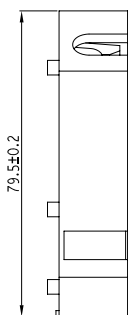
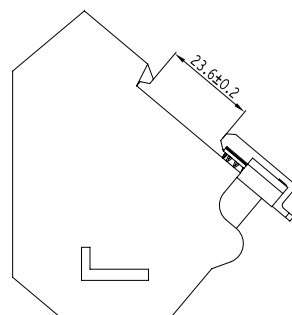
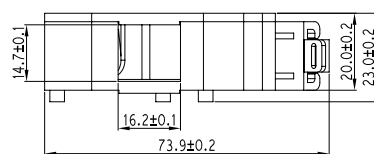


CODE	DESCRIPTION
WPC-FPB-06-G	HxWxD 36,4x128,8x130 mm

## DIN-RAIL ADAPTER FOR KEYSTONE MODULES

Industrial Din-Rail mount unequipped IP20 adapter for Keystone sockets with port numbering. Features designed to save space especially by installing more than one next to the other because it's possible to hook several modules together without using the cover, the second module will close the first one and so on. It can be installed with the cable entry from the bottom or from the top.

- › DIN rail mounting
- › Assembly without special tools
- › DIN rail adapter
- › DIN 43880
- › Easy mounting
- › Dimension: (HxWxD) 73,9x23x79,5 mm
- › Weight: 40 gr



CODE	DESCRIPTION
WPC-DBX-B1-W	HxWxD 73,9x23x79,5 mm

# MULTIPLE SOCKET POWER



Power + current  
meter



Combo Socket  
Schuko - Italian 10/16A  
45° angled



## Protections

- › Child Protection

## MULTIPLE SOCKETS AND POWER + CURRENT METER, SCHUKO PLUG

Size (Width)	1U
Cable	H05VV-F 3G 1,5 mm <sup>2</sup> - 2 m
Material	Aluminium
Colour	Black
Max. voltage	250V
Max. power	3500W
Max. operating temp. range	0° C to 55° C
Relative humidity	5% to 95%
Mounting method	Standard 19"
Certifications	CE / RoHS



Schuko Plug

CODE	DESCRIPTION
WPN-PDU-G03-06	6 Universal Schuko sockets   Schuko Plug 16A



3in1 Protective  
Module



Combo Socket  
Schuko - Italian 10/16A  
45° angled



## Protections

- › 3 in 1 protective module
- Surge protection
- Earth Fault Indicator
- Power Indicator
- › Child Protection

## MULTIPLE SOCKET WITH SURGE PROTECTION

Size (Width)	1U
Cable	H05VV-F 3G 1,5 mm <sup>2</sup> - 2 m
Material	Aluminium
Colour	Black
Max. voltage	250V
Max. power	3500W
Max. operating temp. range	0° C to 55° C
Relative humidity	5% to 95%
Mounting method	Standard 19"
Certifications	CE / RoHS



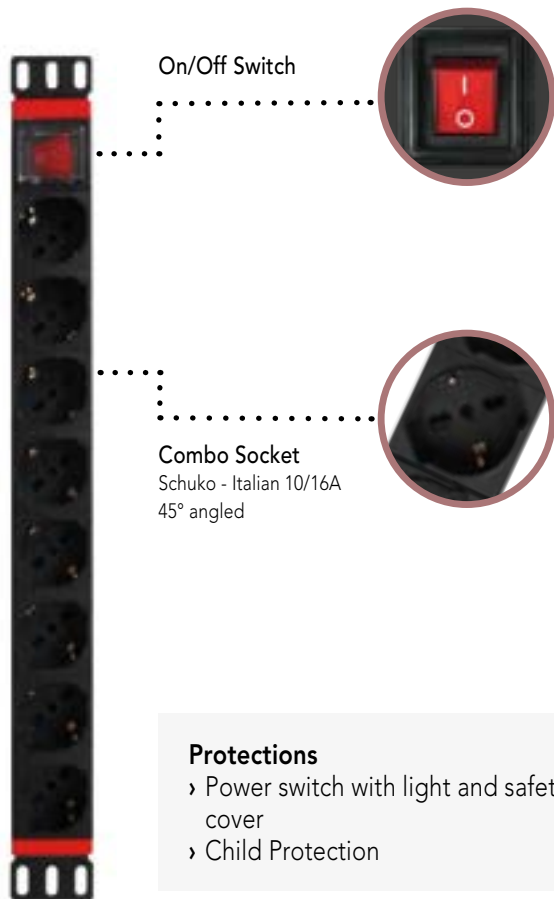
Italian Plug



Schuko Plug

CODE	DESCRIPTION
WPN-PDU-I06-06	6 Universal Schuko sockets   Italian Plug 16A
WPN-PDU-G06-06	6 Universal Schuko sockets   Schuko Plug 16A

# MULTIPLE SOCKET POWER



On/Off Switch

Combo Socket  
Schuko - Italian 10/16A  
45° angled

## Protections

- › Power switch with light and safety cover
- › Child Protection

## MULTIPLE SOCKET WITH ON/OFF SWITCH

Size (Width)	1U
Cable	H05VV-F 3G 1,5 mm <sup>2</sup> - 2 m
Material	Aluminium
Colour	Black
Max. voltage	250V
Max. power	3500W
Max. operating temp. range	0° C to 55° C
Relative humidity	5% to 95%
Mounting method	Standard 19"
Certifications	CE / RoHS



Italian Plug

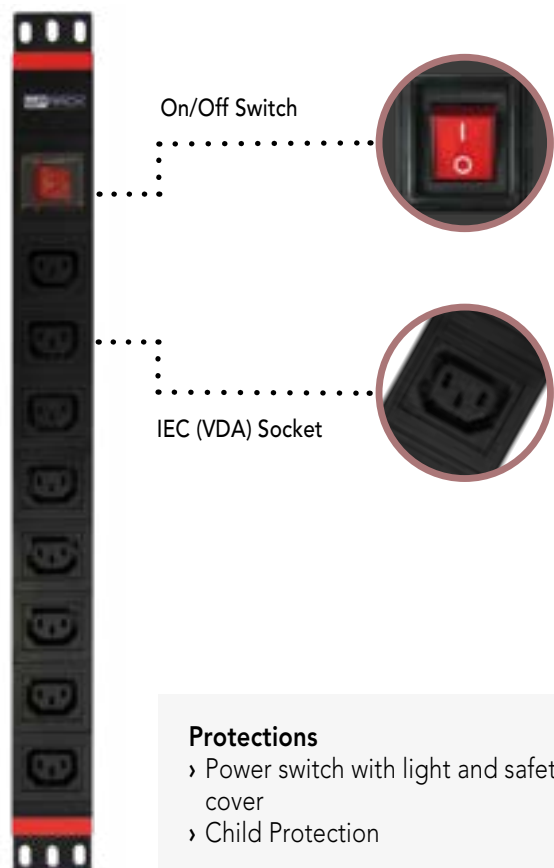


Schuko Plug



IEC320 C14 Plug

CODE	DESCRIPTION
WPN-PDU-I01-06	6 Universal Schuko sockets   Italian Plug 16A
WPN-PDU-I01-08	8 Universal Schuko sockets   Italian Plug 16A
WPN-PDU-G01-06	6 Universal Schuko sockets   Schuko Plug 16A
WPN-PDU-G01-08	8 Universal Schuko sockets   Schuko Plug 16A
WPN-PDU-C01-08	8 Universal Schuko sockets   IEC320 C14 Plug



On/Off Switch

IEC (VDE) Socket

## Protections

- › Power switch with light and safety cover
- › Child Protection

## VDE MULTIPLE SOCKET WITH ON/OFF SWITCH

Size (Width)	1U
Cable	H05VV-F 3G 1,5 mm <sup>2</sup> - 2 m
Material	Aluminium
Colour	Black
Max. voltage	250V
Max. power	3500W
Max. operating temp. range	0° C to 55° C
Relative humidity	5% to 95%
Mounting method	Standard 19"
Certifications	CE / RoHS



Italian Plug



Schuko Plug

CODE	DESCRIPTION
WPN-PDU-I05-08	8 IEC (VDE) sockets   Italian Plug 16A
WPN-PDU-G05-08	8 IEC (VDE) sockets   Schuko Plug 16A

# MULTIPLE SOCKET POWER



## MULTIPLE SOCKET WITH MAGNETOTHERMIC SWITCH

Size (Width)	1U
Cable	H05VV-F 3G 1,5 mm <sup>2</sup> - 2 m
Material	Aluminium
Colour	Black
Max. voltage	250V
Max. power	3500W
Max. operating temp. range	0° C to 55° C
Relative humidity	5% to 95%
Mounting method	Standard 19"
Certifications	CE / RoHS



Italian Plug

Schuko Plug

CODE	DESCRIPTION
WPN-PDU-I02-06	6 Universal Schuko sockets   Italian Plug 16A
WPN-PDU-G02-06	6 Universal Schuko sockets   Schuko Plug 16A



## MULTIPLE SOCKET WITH MAGNETOTHERMIC SWITCH

Vertical 19 rack mountable.


Size (Width)	1U
Cable	H05VV-F 3G 1,5 mm <sup>2</sup> - 2 m
Material	Aluminium
Colour	Black
Max. voltage	250V
Max. power	3500W
Max. operating temp. range	0° C to 55° C
Relative humidity	5% to 95%
Mounting method	Standard 19"
Certifications	CE / RoHS




Italian Plug

Schuko Plug

CODE	DESCRIPTION
WPN-PDU-I02-12	12 Universal Schuko sockets   Italian Plug 16A
WPN-PDU-G02-12	12 Universal Schuko sockets   Schuko Plug 16A





# FIBER OPTIC

Fiber optic cables are used anywhere where large quantities of data need to be transmitted quickly and reliably. They offer better transmission at a higher bandwidth, produce no background noise during phone calls and guarantee security against interception.

The **WP Cabling® Fiber Optic Patch Cables** and related components provide high quality connections, from telecommunication rooms to data centers. Our fiber optic patch cables meet the highest quality standards for building reliable and low maintenance networks.

# FIBER OPTIC DISTRIBUTION BOX

## 19" SLIDING SPLICE BOX

The WP CABLING Profesional 19" Fiber Optic Splice Box is sliding drawer 'tray style' housings suitable for either direct termination or splicing of upto 48 fibres in 1U of rack space. The box is manufactured from high quality steel powder coat finish to provide a strong and durable unit. The special double front panel allows an optimal fixing of the couplers. Turning the inner panel reverses the configuration from 24 SC duplex to 24 LC duplex/SC simplex and the box is supplied with 2 different front panels for 24 SC duplex or 24 LC duplex couplers. Splice tray for fusion fiber optic connections, heat shrink tubes, cable management, cable entry glands, cable ties and numbered labels are included. The box can be assembled using a wide combination of pigtails and couplers LC duplex/quad SC simplex/duplex.

### DETAILS

- › 19" 1U sliding splice box
- › Double front panels for 24 SC duplex and 24 LC duplex/SC simplex
- › Up to 24 couplers / 48 fibers
- › Management and fixing kit included
- › Splice tray and heat shrink tubes included
- › 1 cable entry gland and cable ties included
- › Punched out base chassis to fix cables
- › Port identification numbers
- › Multiple cable entry to rear
- › Color: Black, RAL9007



› Adjustable in depth



› Double panel to fix the adapters

CODE	DESCRIPTION
WPC-FPP-0224-B	19" 1U sliding splice box 24 port with double front panels for 24 SC dx and 24 LC dx/SC sx

# FIBER OPTIC DISTRIBUTION BOX

## 19" SLIDING SPLICE BOX

The WP CABLING Profesional 19" Fiber Optic Splice Box is sliding drawer 'tray style' housings suitable for either direct termination or splicing of upto 48 fibres in 1U of rack space. The box is manufactured from high quality steel powder coat finish to provide a strong and durable unit. Splice tray for fusion fiber optic connections, heat shrink tubes, cable management, cable entry glands, cable ties and numbered labels are included.

### DETAILS

- › 19" 1U sliding splice box for 24 LC duplex/SC simplex
- › Up to 24 couplers / 48 fibers
- › Management and fixing kit included
- › Splice tray and heat shrink tubes included
- › 2 cable entry glands and cable ties included
- › Punched out base chassis to fix cables
- › Port identification numbers
- › Multiple cable entry to rear
- › Color: Black, RAL9007



› Adjustable in depth

CODE	DESCRIPTION
WPC-FPP-0124-B	19" 1U sliding splice box for 24 LC dx/SC sx

# FIBER OPTIC DISTRIBUTION BOX

## FIBER OPTICAL OUTDOOR IP65 DISTRIBUTION BOX

### DETAILS

- › Optical distirbutionsbox for 2/ adapters
- › Suitable for 2/4 SC Simplex / LC duplex adapters
- › Installable fibers: maximum 4/8
- › Access protection: with special screw
- › Color: white
- › Material: PC
- › Temperature range: from -25 °C to 70 °C
- › Can be mounted on the wall



CODE	DESCRIPTION
WPC-FCB-00102	Outside Optical Distirbutionsbox IP65 2 ports
WPC-FCB-00104	Outside Optical Distirbutionsbox IP65 4 ports

# FIBER OPTIC DISTRIBUTION BOX

## FIBER OPTICAL OUTDOOR IP65 DISTRIBUTION BOX

### DETAILS

- › Optical distributionsbox for 8/16 adapters
- › Suitable for 8/16 SC Simplex / LC duplex adapters
- › Installable fibers: maximum 16/32
- › Access protection: with special screw
- › Color: white
- › Material: PC
- › Temperature range: from -25 °C to 70 °C
- › Can be mounted on the wall or on the pole




CODE	DESCRIPTION
WPC-FCB-O0108	Outside Optical Distirbutionsbox IP65 8 ports
WPC-FCB-O0116	Outside Optical Distirbutionsbox IP65 16 ports

# FIBER OPTIC DISTRIBUTION BOX

## INDOOR IP20 CONNECTIONBOX 1 PORTS

### DETAILS

- › Optical distributionsbox for 1 adapter
- › Suitable for 1 SC Simplex / LC duplex adapter
- › Installable fibers: maximum 1
- › Color: white
- › Dimensions: 150x90x15 mm
- › Material: ABS
- › Can be mounted on the wall



CODE	DESCRIPTION
WPC-FCB-I0101	Indoor Optical Distirbutionsbox 1 port

# FIBER OPTIC DISTRIBUTION BOX

## FTTH INDOOR IP20 CONNECTIONBOX 4 PORTS FOR WALL/DIN-RAIL MOUNTING

### DETAILS

- › Indoor Optical Distirbutionsbox 4 ports
- › Suitable for 4 SC Simplex / LC duplex adapters (flangeless)
- › Installable fibers: maximum 4
- › Color: white
- › Dimensions: 100x81x29 mm
- › Material: ABS
- › Can be mounted on the wall or on DIN RAIL



CODE	DESCRIPTION
WPC-FCB-I0104	Optical distirbutionsbox for 4 adapters

# FIBER OPTIC DISTRIBUTION BOX

## PROFESSIONAL WALL MOUNT DISTRIBUTION BOX

Wall mount fiber optic distribution box for 48 cores.

### DETAILS

- › Supports up to 12/24 LC/dx or SC/sx adapter
- › Supplied complete with two 12/24-fiber trays and heat-shrinking protection tubes
- › Robust structure
- › Color: Gray RAL7035



CODE	DESCRIPTION
WPC-FCB-I1124	Distribution box for 12 SC/sx or LC/dx adapters
WPC-FCB-I1112	Distribution box for 24 SC/sx or LC/dx adapters

# DOME SPLICE CLOSURE IP68

Dome Fiber Optic Splice Closures with 4 ports (1 input and 3 outputs) for protective connection of optical cable and optic fiber distribution. Watertight closure to protect the connections with a high degree of protection IP68 for use in a hostile outdoor environment. It has an oval-shaped cable entry port in the base for sealing incoming fiber cables, the 3 smaller ports are used for fiber-optic output cables.

## DETAILS

- › Dimensions: Height 300mm, diameter 187 mm
- › Installable fibers: maximum 24/48
- › Splice Tray for heat shrink tubes
- › IP degree of protection: IP65



CODE	DESCRIPTION
WPC-FDC-O0124	Dome Splice Closure IP68 for for 24 cores
WPC-FDC-O0148	Dome Splice Closure IP68 for for 48 cores

# FIBER OPTIC DISTRIBUTION BOX

## DIN RAIL FIBER OPTIC PATCH PANEL

Industrial Din-Rail mount fiber patch panels are designed for either to support direct termination or fusion splicing of the fibers. The materials used for the fiber patch panels is of high quality anodized aluminium making it light weight and compact in size. Features designed to save space especially when mounted within enclosures or cabinet with other din rail equipment. The cable entry is from the bottom or top of the enclosure which allows two cables to be secured using the cable gland.

The Din-Rail mountable fiber optic patch panel solve many of the problems installers and integrators have faced when trying to adapt a conventional fiber optic patch panel for use in power, control, SCADA and/or industrial cabinets. The compact size of the Din-Rail patch panel saves space especially when it is mounted within enclosures or cabinet with other din rail mount equipment. This solution keeps the patching in close proximity to the active equipment it serves and minimises cable connectivity in the cabinet.

The fiber patch panel can be loaded with SC duplex/simplex or LC duplex adapters. The fully loaded fiber patch panel support termination up to 12 fibers.

### DETAILS

- › Dimension: (HxWxD) 128,8x36x140,5 mm
- › 2 frontal panels are included, 6core SC duplex and 6core SC simplex / LC duplex
- › Aluminium, electrostatic painting
- › Splicing module of 12 fibers inside
- › Integrated junction for 12 splitters
- › Horizontal and vertical mounting on DIN rail bracket
- › Cable entry from bottom or upper side, 90° or 45°
- › PG16 latch protection for cable entry from 6 to 13 mm and Kevlar locking-screw
- › 2 pcs cable entry/exit ports; 12 pcs pigtail entry/exit ports



CODE	DESCRIPTION
WPC-FPB-06-G	Din-Rail mount fiber patch panels with 6SC simplex/LC duplex and 6SC duplex front panel without adapters, grey RAL 7035

# STORE BOX FOR FIBER OPTIC

## IP65 OUTDOOR STORE BOX FOR STORING THE FIBER OPTIC CABLE STOCK

IP65 outdoor wall box for the storage of the fiber optic cable stock.

### DETAILS

- › Dimensions (LxWxH) 170x150x40
- › Internal support for 2 SC / sx or LC / dx adapters
- › Contains up to 50 meters of drop cable
- › IP degree of protection: IP65
- › Color: White

CODE	DESCRIPTION
WPC-FSB-O01	Outdoor store box for storing the fiber optic cable stock




## 19" STORE BOX FOR STORING THE FIBER OPTIC CABLE STOCK

19" rack box for storing the fiber optic cable stock.

### DETAILS

- › Dimensions (LxWxH) 482x254x45 (1 unit)
- › Holds up to 3 meters of 24-fiber cable
- › Inlet hole diameter 25 mm
- › Practice exit from the front
- › Color: RAL9007 black



CODE	DESCRIPTION
WPN-AVA-SB01	19" rack box for storing the fiber optic cable stock.

# FIBER OPTIC ADAPTERS

## LC DUPLEX



CODE	DESCRIPTION
WPC-FA0-LC0101	Singlemode OS2, blue
WPC-FA2-LC0201	Singlemode OM2, gray
WPC-FA3-LC0201	Singlemode OM3, aqua
WPC-FA4-LC0201	Singlemode OM4, violet

## LC QUAD



CODE	DESCRIPTION
WPC-FA3-LC0202	Multimode OM3, aqua
WPC-FA4-LC0202	Multimode OM4, violet


## ST SIMPLEX



CODE	DESCRIPTION
WPC-FA0-ST01	Singlemode
WPC-FA0-ST02	Multimode

# FIBER OPTIC ADAPTERS

## SC DUPLEX



CODE	DESCRIPTION
WPC-FA0-SC0101	Singlemode OS2, blue
WPC-FA2-SC0201	Multimode OM2, gray
WPC-FA3-SC0201	Multimode OM3, aqua
WPC-FA4-SC0201	Multimode OM4, violet


## SC SIMPLEX



CODE	DESCRIPTION
WPC-FA0-SC0100	Singlemode OS2, blue
WPC-FA0-SCA0100	Singlemode OS2, APC, green
WPC-FA0-SCA0100F	Singlemode OS2, APC, Flangeless, green
WPC-FA3-SC0200	Multimode OM3, aqua
WPC-FA4-SC0200	Multimode OM4, violet

# FIBER OPTIC PATCH CABLES

9/125	Singlemode	OS1/2	up to 100 Gbit/s / 40 km
62,5/125	Multimode	OM1	up to 1 Gbit/s / 300 m
50/125	Multimode	OM2	up to 1 Gbit/s / 500 m
50/125	Multimode	OM3	up to 10 Gbit/s / 500 m
50/125	Multimode	OM4	up to 40 Gbit/s / 125 m



## DUPLEX JUMPER 9/125μ SINGLEMODE

› Fiber	I-VH 2G 9/125μ OS1/2
› Jacket	LSZH, yellow, 3,0 mm Ø
› Application	up to 100 Gbit/s / 40 km
› Standard	DIN EN 50173-1 and IEC/ISO 11801



Mt	LC-LC	SC-SC	ST-ST	LC-SC	LC-ST	ST-SC
0.5	WPC-FP0-9LCLC-005	WPC-FP0-9SCSC-005	WPC-FP0-9STST-005	WPC-FP0-9LCSC-005	WPC-FP0-9LCST-005	WPC-FP0-9STSC-005
1.0	WPC-FP0-9LCLC-010	WPC-FP0-9SCSC-010	WPC-FP0-9STST-010	WPC-FP0-9LCSC-010	WPC-FP0-9LCST-010	WPC-FP0-9STSC-010
2.0	WPC-FP0-9LCLC-020	WPC-FP0-9SCSC-020	WPC-FP0-9STST-020	WPC-FP0-9LCSC-020	WPC-FP0-9LCST-020	WPC-FP0-9STSC-020
3.0	WPC-FP0-9LCLC-030	WPC-FP0-9SCSC-030	WPC-FP0-9STST-030	WPC-FP0-9LCSC-030	WPC-FP0-9LCST-030	WPC-FP0-9STSC-030
5.0	WPC-FP0-9LCLC-050	WPC-FP0-9SCSC-050	WPC-FP0-9STST-050	WPC-FP0-9LCSC-050	WPC-FP0-9LCST-050	WPC-FP0-9STSC-050
7.5	WPC-FP0-9LCLC-075	WPC-FP0-9SCSC-075	WPC-FP0-9STST-075	WPC-FP0-9LCSC-075	WPC-FP0-9LCST-075	WPC-FP0-9STSC-075
10.0	WPC-FP0-9LCLC-100	WPC-FP0-9SCSC-100	WPC-FP0-9STST-100	WPC-FP0-9LCSC-100	WPC-FP0-9LCST-100	WPC-FP0-9STSC-100

## DUPLEX JUMPER 62,5/125μ MULTIMODE

› Fiber	I-VH 2G 62,5/125μ OM1
› Jacket	LSZH, orange, 3,0 mm Ø
› Application	up to 1 Gbit/s / 300 m
› Standard	DIN EN 50173-1 and IEC/ISO 11801



Mt	LC-LC	SC-SC	ST-ST	LC-SC	LC-ST	ST-SC
0.5	WPC-FP1-6LCLC-005	WPC-FP1-6SCSC-005	WPC-FP1-6STST-005	WPC-FP1-6LCSC-005	WPC-FP1-6LCST-005	WPC-FP1-6STSC-005
1.0	WPC-FP1-6LCLC-010	WPC-FP1-6SCSC-010	WPC-FP1-6STST-010	WPC-FP1-6LCSC-010	WPC-FP1-6LCST-010	WPC-FP1-6STSC-010
2.0	WPC-FP1-6LCLC-020	WPC-FP1-6SCSC-020	WPC-FP1-6STST-020	WPC-FP1-6LCSC-020	WPC-FP1-6LCST-020	WPC-FP1-6STSC-020
3.0	WPC-FP1-6LCLC-030	WPC-FP1-6SCSC-030	WPC-FP1-6STST-030	WPC-FP1-6LCSC-030	WPC-FP1-6LCST-030	WPC-FP1-6STSC-030
5.0	WPC-FP1-6LCLC-050	WPC-FP1-6SCSC-050	WPC-FP1-6STST-050	WPC-FP1-6LCSC-050	WPC-FP1-6LCST-050	WPC-FP1-6STSC-050
7.5	WPC-FP1-6LCLC-075	WPC-FP1-6SCSC-075	WPC-FP1-6STST-075	WPC-FP1-6LCSC-075	WPC-FP1-6LCST-075	WPC-FP1-6STSC-075
10.0	WPC-FP1-6LCLC-100	WPC-FP1-6SCSC-100	WPC-FP1-6STST-100	WPC-FP1-6LCSC-100	WPC-FP1-6LCST-100	WPC-FP1-6STSC-100

# FIBER OPTIC PATCH CABLES

## DUPLEX JUMPER 50/125μ MULTIMODE

- › **Fiber** I-VH 2G 50/125μ OM2
- › **Jacket** LSZH, orange, 3,0 mm Ø
- › **Application** up to 1 Gbit/s / 500 m
- › **Standard** DIN EN 50173-1 and IEC/ISO 11801



Mt	LC-LC	SC-SC	ST-ST	LC-SC	LC-ST	ST-SC
0.5	WPC-FP2-5LCCLC-005	WPC-FP2-5SCSC-005	WPC-FP2-5STST-005	WPC-FP2-5LCSC-005	WPC-FP2-5LCST-005	WPC-FP2-5STSC-005
1.0	WPC-FP2-5LCCLC-010	WPC-FP2-5SCSC-010	WPC-FP2-5STST-010	WPC-FP2-5LCSC-010	WPC-FP2-5LCST-010	WPC-FP2-5STSC-010
2.0	WPC-FP2-5LCCLC-020	WPC-FP2-5SCSC-020	WPC-FP2-5STST-020	WPC-FP2-5LCSC-020	WPC-FP2-5LCST-020	WPC-FP2-5STSC-020
3.0	WPC-FP2-5LCCLC-030	WPC-FP2-5SCSC-030	WPC-FP2-5STST-030	WPC-FP2-5LCSC-030	WPC-FP2-5LCST-030	WPC-FP2-5STSC-030
5.0	WPC-FP2-5LCCLC-050	WPC-FP2-5SCSC-050	WPC-FP2-5STST-050	WPC-FP2-5LCSC-050	WPC-FP2-5LCST-050	WPC-FP2-5STSC-050
7.5	WPC-FP2-5LCCLC-075	WPC-FP2-5SCSC-075	WPC-FP2-5STST-075	WPC-FP2-5LCSC-075	WPC-FP2-5LCST-075	WPC-FP2-5STSC-075
10.0	WPC-FP2-5LCCLC-100	WPC-FP2-5SCSC-100	WPC-FP2-5STST-100	WPC-FP2-5LCSC-100	WPC-FP2-5LCST-100	WPC-FP2-5STSC-100

## DUPLEX JUMPER 50/125μ MULTIMODE

- › **Fiber** I-VH 2G 50/125μ OM3
- › **Jacket** LSZH, aqua, 3,0 mm Ø
- › **Application** up to 10 Gbit/s / 500 m
- › **Standard** DIN EN 50173-1 and IEC/ISO 11801



Mt	LC-LC	SC-SC	ST-ST	LC-SC	LC-ST	ST-SC
0.5	WPC-FP3-5LCCLC-005	WPC-FP3-5SCSC-005	WPC-FP3-5STST-005	WPC-FP3-5LCSC-005	WPC-FP3-5LCST-005	WPC-FP3-5STSC-005
1.0	WPC-FP3-5LCCLC-010	WPC-FP3-5SCSC-010	WPC-FP3-5STST-010	WPC-FP3-5LCSC-010	WPC-FP3-5LCST-010	WPC-FP3-5STSC-010
2.0	WPC-FP3-5LCCLC-020	WPC-FP3-5SCSC-020	WPC-FP3-5STST-020	WPC-FP3-5LCSC-020	WPC-FP3-5LCST-020	WPC-FP3-5STSC-020
3.0	WPC-FP3-5LCCLC-030	WPC-FP3-5SCSC-030	WPC-FP3-5STST-030	WPC-FP3-5LCSC-030	WPC-FP3-5LCST-030	WPC-FP3-5STSC-030
5.0	WPC-FP3-5LCCLC-050	WPC-FP3-5SCSC-050	WPC-FP3-5STST-050	WPC-FP3-5LCSC-050	WPC-FP3-5LCST-050	WPC-FP3-5STSC-050
7.5	WPC-FP3-5LCCLC-075	WPC-FP3-5SCSC-075	WPC-FP3-5STST-075	WPC-FP3-5LCSC-075	WPC-FP3-5LCST-075	WPC-FP3-5STSC-075
10.0	WPC-FP3-5LCCLC-100	WPC-FP3-5SCSC-100	WPC-FP3-5STST-100	WPC-FP3-5LCSC-100	WPC-FP3-5LCST-100	WPC-FP3-5STSC-100

## DUPLEX JUMPER 50/125μ MULTIMODE

- › **Fiber** I-VH 2G 50/125μ OM4
- › **Jacket** LSZH, violet, 3,0 mm Ø
- › **Application** up to 40 Gbit/s / 125 m
- › **Standard** DIN EN 50173-1 and IEC/ISO 11801



Mt	LC-LC	SC-SC	ST-ST	LC-SC	LC-ST	ST-SC
0.5	WPC-FP4-5LCCLC-005	WPC-FP4-5SCSC-005	---	WPC-FP4-5LCSC-005	WPC-FP4-5LCST-005	WPC-FP4-5STSC-005
1.0	WPC-FP4-5LCCLC-010	WPC-FP4-5SCSC-010	---	WPC-FP4-5LCSC-010	WPC-FP4-5LCST-010	WPC-FP4-5STSC-010
2.0	WPC-FP4-5LCCLC-020	WPC-FP4-5SCSC-020	---	WPC-FP4-5LCSC-020	WPC-FP4-5LCST-020	WPC-FP4-5STSC-020
3.0	WPC-FP4-5LCCLC-030	WPC-FP4-5SCSC-030	---	WPC-FP4-5LCSC-030	WPC-FP4-5LCST-030	WPC-FP4-5STSC-030
5.0	WPC-FP4-5LCCLC-050	WPC-FP4-5SCSC-050	---	WPC-FP4-5LCSC-050	WPC-FP4-5LCST-050	WPC-FP4-5STSC-050
7.5	WPC-FP4-5LCCLC-075	WPC-FP4-5SCSC-075	---	WPC-FP4-5LCSC-075	WPC-FP4-5LCST-075	WPC-FP4-5STSC-075
10.0	WPC-FP4-5LCCLC-100	WPC-FP4-5SCSC-100	---	WPC-FP4-5LCSC-100	WPC-FP4-5LCST-100	WPC-FP4-5STSC-100

# PIGTAIL

## FIBER PIGTAIL

- › Operating temperature: -25° C / +80° C
- › Storage temperature: -20° C / +65° C
- › Insertion loss (db): max. 0,4
- › Zirconia ceramic ferrule
- › Secondary coating dimensions:  $\varnothing 0,9 \pm 0,1$  mm
- › Cable jacket LSZH
- › Tight buffer
- › Length: 2 m



CODE	DESCRIPTION
WPC-FI0-9SCA-020	OS2 Singlemode Pigtail, SC (APC) 09/125 $\mu$ , yellow
WPC-FI0-9SC-020	OS2 Singlemode Pigtail, SC 09/125 $\mu$ , yellow
WPC-FI2-5SC-020	OM2 Multimode Pigtail, SC 50/125 $\mu$ , orange
WPC-FI3-5SC-020	OM3 Multimode Pigtail, SC 50/125 $\mu$ , light blue
WPC-FI4-5SC-020	OM4 Multimode Pigtail, SC 50/125 $\mu$ , purple
WPC-FI0-9LC-020	OS2 Singlemode Pigtail, LC 9/125 $\mu$ , yellow
WPC-FI2-5LC-020	OM2 Multimode Pigtail, LC 50/125 $\mu$ , orange
WPC-FI3-5LC-020	OM3 Multimode Pigtail, LC 50/125 $\mu$ , light blue
WPC-FI4-5LC-020	OM4 Multimode Pigtail, LC 50/125 $\mu$ , purple

## EASY SPLICE PIGTAILSET

Practical set consisting of splice tray with cover, 2 arc Splice holder for 12 heat shrink tubes, 12 heat-shrink protective tubes and 12 pigtails already positioned.

The 12 optical pigtails are colored according to DIN VDE0888, tight buffer, LSZH.



CODE	DESCRIPTION
WPC-FST-0129SCA-020	Pigtailset with 12 OS2 Singlemode Pigtail, SC (APC) 09/125 $\mu$
WPC-FST-0129SC-020	Pigtailset with 12 OS2 Singlemode Pigtail, SC 09/125 $\mu$
WPC-FST-3129SC-020	Pigtailset with 12 OM3 Multimode Pigtail, SC 50/125 $\mu$
WPC-FST-4129SC-020	Pigtailset with 12 OM4 Multimode Pigtail, SC 50/125 $\mu$
WPC-FST-0129LC-020	Pigtailset with 12 OS2 Singlemode Pigtail, LC 09/125 $\mu$
WPC-FST-3129LC-020	Pigtailset with 12 OM3 Multimode Pigtail, LC 50/125 $\mu$
WPC-FST-4129LC-020	Pigtailset with 12 OM4 Multimode Pigtail, LC 50/125 $\mu$

# ACCESSORIES FIBER OPTIC

## SPLICE TRAY

Splice tray for fusion fiber optic connections.

### DETAILS

- › Accommodates up to 24 fiber optics
- › Splice Tray with Cover
- › Including 2 arc Splice holder for 12 heat shrink tubes (double-deck)



CODE	DESCRIPTION
WPC-FST-B24	Splice tray

## HEAT SHINK SPLICE PROTECTION

3 mm heat-shrink protective tubes for fiber optic splice.

### DETAILS

- › Protect the splice from damage and environmental influences
- › Metal bolt for bent protection integrated
- › Length 45/60 mm
- › Kit of 100 pieces



CODE	DESCRIPTION
WPC-FOA-HSP3-45	Length 45 mm
WPC-FOA-HSP3-60	Length 60 mm

## BLINDPLATE

- › Used in termination boxes to cover ports not used
- › Avoids dust and dirt in termination boxes
- › Kit of 10 pieces
- › Color: black



CODE	DESCRIPTION
WPC-FOA-DC01	LC duplex / SC simplex, 10 pcs
WPC-FOA-DC02	SC duplex, 10 pcs

# FTTH

## SIMPLEX JUMPER 9/125 SC/APC SC/APC, SINGLEMODE

- › Simplex Jumper 9/125 Singlemode
- › Connectors: SC/APC-SC/APC
- › Fiber: I-VH 2G 9/125 OS1/2 G.657 A1
- › Jacket: LSZH, yellow, 3.0 mm Ø
- › Application: up to 100 Gbit/s / 40 km
- › Standard: DIN EN 50173-1 and IEC/ISO 11801



CODE	DESCRIPTION
WPC-FP0-S9SCASCA-005	0,5 mt
WPC-FP0-S9SCASCA-010	1 mt
WPC-FP0-S9SCASCA-020	2 mt
WPC-FP0-S9SCASCA-030	3 mt
WPC-FP0-S9SCASCA-050	5 mt

## PLC SPLITTER SC/APC

- › Singlemode G657A1 Fiber
- › 900µm Fiber
- › 1 to 4/8 SC/APC connector
- › Main application in optical distributor boxes



CODE	DESCRIPTION
WPC-FTH-PLC4SCA	Splitter SC/APC 1 a 4 conettori
WPC-FTH-PLC8SCA	Splitter SC/APC 1 a 8 conettori

## FIBER PIGTAIL

- › Simplex Pigtail G657.A2 9/125
- › Singlemode
- › Connector SC/APC
- › Jacket: LSZH, White, 3.0 mm Ø



CODE	DESCRIPTION
WPC-FI0-9SCA-300	30 mt
WPC-FI0-9SCA-600	60 mt







# COPPER COMPONENTS

Network cables and components must be choosed correctly, in order to obtain the maximum efficiency in all application of use.

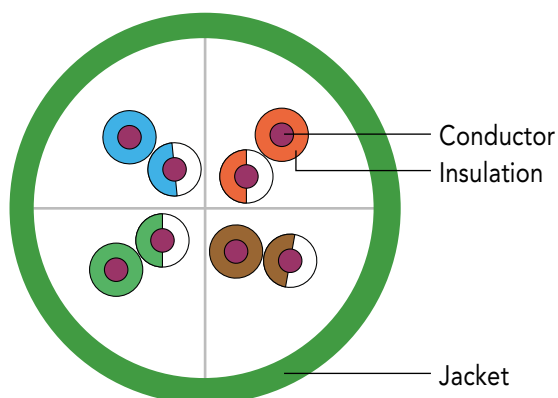
Copper wiring benefits are many: high conductivity, flexibility, high melting point, long-term compatibility and a quick and easy installation.

**WP Cabling®** offers a wide range of patch cables as well as **keystone modules, couplers, plug-in connectors, tools and testers** guaranteeing reliable solutions and the highest performances in any field.

# CAT 6a U-UTP SLIM PATCH CABLE

The slim Cat. 6A WP CABLING patch cords with reduced diameter provided savings of up to 50% of space compared to standard AWG24 patch cords thus improving the air circulation in the cabinet. Simplify cable management in high density solutions, in new data centers/Telecom Rooms, or to order pathways in existing overcrowded installations.

- › **Jacket** LSZH
- › **Structure** 4x2 AWG 28/7, twisted pair
- › **Conductor** Copper
- › **Shielding** U-UTP, unshielded
- › **Configuration** 1:1
- › **2 connettors** RJ45 with 50 micron gold plated PINs
- › **Support** PoE, PoE+, e PoE++



**Cat.  
6a**

**Shielding  
U-UTP**

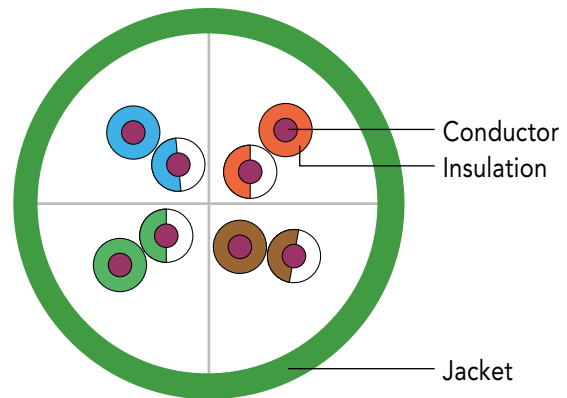
**AWG  
28/7**



Mt	WHITE	BLACK	LIGHT BLUE
0.2	WPC-PAT-6AU002W-S	WPC-PAT-6AU002BL-S	WPC-PAT-6AU002LB-S
0.5	WPC-PAT-6AU005W-S	WPC-PAT-6AU005BL-S	WPC-PAT-6AU005LB-S
1.0	WPC-PAT-6AU010W-S	WPC-PAT-6AU010BL-S	WPC-PAT-6AU010LB-S
2.0	WPC-PAT-6AU020W-S	WPC-PAT-6AU020BL-S	WPC-PAT-6AU020LB-S
3.0	WPC-PAT-6AU030W-S	WPC-PAT-6AU030BL-S	WPC-PAT-6AU030LB-S
5.0	WPC-PAT-6AU050W-S	WPC-PAT-6AU050BL-S	WPC-PAT-6AU050LB-S
7.0	WPC-PAT-6AU070W-S	---	---
10.0	WPC-PAT-6AU100W-S	---	---

# PATCH CABLES 6a U-UTP

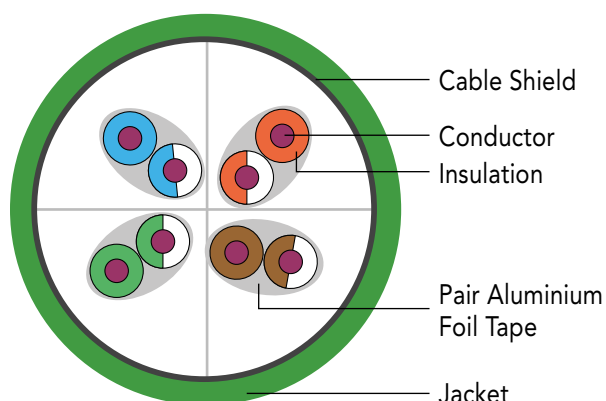
- › Jacket LSZH
- › Structure 4x2 AWG 26/7, twisted pair
- › Conductor Copper
- › Shielding U-UTP, unshielded
- › Configuration 1:1
- › 2 connettors RJ45
- › Support PoE, PoE+, e PoE++



Mt	GREY	RED	BLUE	YELLOW
0.2	WPC-PAT-6AU002	WPC-PAT-6AU002R	WPC-PAT-6AU002B	WPC-PAT-6AU002Y
0.5	WPC-PAT-6AU005	WPC-PAT-6AU005R	WPC-PAT-6AU005B	WPC-PAT-6AU005Y
1.0	WPC-PAT-6AU010	WPC-PAT-6AU010R	WPC-PAT-6AU010B	WPC-PAT-6AU010Y
2.0	WPC-PAT-6AU020	WPC-PAT-6AU020R	WPC-PAT-6AU020B	WPC-PAT-6AU020Y
3.0	WPC-PAT-6AU030	WPC-PAT-6AU030R	WPC-PAT-6AU030B	WPC-PAT-6AU030Y
5.0	WPC-PAT-6AU050	WPC-PAT-6AU050R	WPC-PAT-6AU050B	WPC-PAT-6AU050Y
7.0	WPC-PAT-6AU070	---	---	---
10.0	WPC-PAT-6AU100	---	---	---
15.0	WPC-PAT-6AU150	---	---	---
20.0	WPC-PAT-6AU200	---	---	---
30.0	WPC-PAT-6AU300	---	---	---

# PATCH CABLES 6a S-FTP

- › Jacket LSZH
- › Structure 4x2 AWG 28/7, twisted pair
- › Conductor Copper
- › Shielding S-FTP, PIMF pairs in metal foil and braid shielding
- › Configuration 1:1




**Cat.**  
**6a**

**Shielding**  
**S-FTP**

**AWG**  
**26/7**

**LSZH**  
Low smoke  
zero halogen

**PIMF**  
pairs in  
metal foil


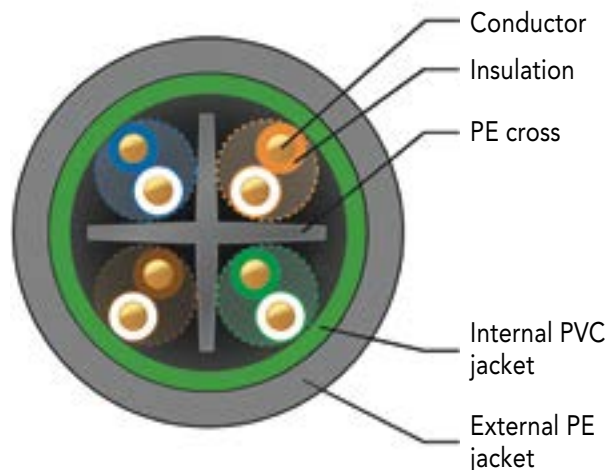


Mt	GREY	RED	BLUE	YELLOW
0.2	WPC-PAT-6ASF002	WPC-PAT-6ASF002R	WPC-PAT-6ASF002B	WPC-PAT-6ASF002Y
0.5	WPC-PAT-6ASF005	WPC-PAT-6ASF005R	WPC-PAT-6ASF005B	WPC-PAT-6ASF005Y
1.0	WPC-PAT-6ASF010	WPC-PAT-6ASF010R	WPC-PAT-6ASF010B	WPC-PAT-6ASF010Y
2.0	WPC-PAT-6ASF020	WPC-PAT-6ASF020R	WPC-PAT-6ASF020B	WPC-PAT-6ASF020Y
3.0	WPC-PAT-6ASF030	WPC-PAT-6ASF030R	WPC-PAT-6ASF030B	WPC-PAT-6ASF030Y
5.0	WPC-PAT-6ASF050	WPC-PAT-6ASF050R	WPC-PAT-6ASF050B	WPC-PAT-6ASF050Y
7.0	WPC-PAT-6ASF070	---	---	---
10.0	WPC-PAT-6ASF100	---	---	---
15.0	WPC-PAT-6ASF150	---	---	---
20.0	WPC-PAT-6ASF200	---	---	---
30.0	WPC-PAT-6ASF300	---	---	---

# PATCH CABLES 6 U-UTP OUTDOOR

Patch Cord Outdoor Cat. 6 anti-UV for outdoor installations in all weather conditions, for example in the garden, camping or on building facades. The double jacket, the external one in LDPE (low density polyethylene) and a second internal jacket in PVC guarantees protection from UV radiation and water. Thanks to the 24/7 AWG conductor section, they are suitable for PoE applications up to 100W for surveillance cameras, access points etc.

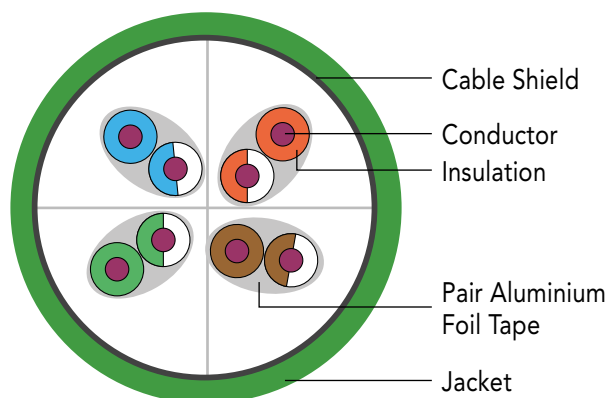
- › **Double jacket** Outdoor jacket LDPE, internal jacket PVC
- › **Structure** 4x2 AWG 24/7, twisted pair
- › **Conductor** Copper
- › **Shielding** U-UTP, unshielded
- › **Configuration** 1:1
- › **2 connettors** RJ45 with 50 micron gold plated PINs
- › **Cap** Removable Kink protection
- › **Operating temperature** -40 °C / +75°C
- › **Support** PoE, PoE+, e PoE++
- › **Protection** UV- and water resistant



Mt	BLACK
1.0	WPC-PAT-6U010BL-O
2.0	WPC-PAT-6U020BL-O
3.0	WPC-PAT-6U030BL-O
5.0	WPC-PAT-6U050BL-O
7.0	WPC-PAT-6U070BL-O
10.0	WPC-PAT-6U100BL-O
15.0	WPC-PAT-6U150BL-O
20.0	WPC-PAT-6U200BL-O
30.0	WPC-PAT-6U300BL-O
50.0	WPC-PAT-6U500BL-O

# PATCH CABLES 6 S-FTP

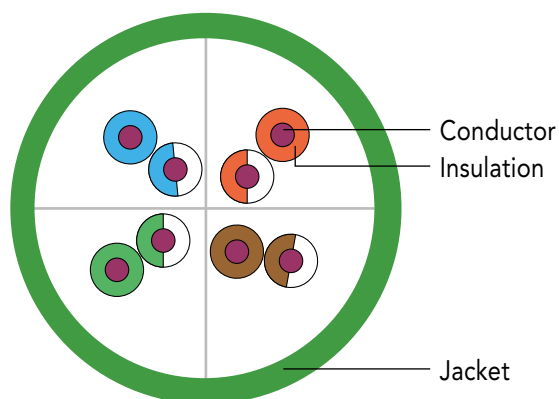
- › Boots Snag-free with strain relief
- › Jacket LSZH
- › Structure 4x2 AWG 28/7, twisted pair
- › Conductor Copper
- › Shielding S-FTP, PIMF pairs in metal foil and braid shielding
- › Configuration 1:1
- › 2 connectors RJ45
- › Support PoE, PoE+, e PoE++



Mt	GREY	RED	BLUE	GREEN	YELLOW	WHITE	BLACK
0.2	WPC-PAT-6SF002	WPC-PAT-6SF002R	WPC-PAT-6SF002B	WPC-PAT-6SF002G	WPC-PAT-6SF002Y	WPC-PAT-6SF002W	WPC-PAT-6SF002BL
0.5	WPC-PAT-6SF005	WPC-PAT-6SF005R	WPC-PAT-6SF005B	WPC-PAT-6SF005G	WPC-PAT-6SF005Y	WPC-PAT-6SF005W	WPC-PAT-6SF005BL
1.0	WPC-PAT-6SF010	WPC-PAT-6SF010R	WPC-PAT-6SF010B	WPC-PAT-6SF010G	WPC-PAT-6SF010Y	WPC-PAT-6SF010W	WPC-PAT-6SF010BL
2.0	WPC-PAT-6SF020	WPC-PAT-6SF020R	WPC-PAT-6SF020B	WPC-PAT-6SF020G	WPC-PAT-6SF020Y	WPC-PAT-6SF020W	WPC-PAT-6SF020BL
3.0	WPC-PAT-6SF030	WPC-PAT-6SF030R	WPC-PAT-6SF030B	WPC-PAT-6SF030G	WPC-PAT-6SF030Y	WPC-PAT-6SF030W	WPC-PAT-6SF030BL
5.0	WPC-PAT-6SF050	WPC-PAT-6SF050R	WPC-PAT-6SF050B	WPC-PAT-6SF050G	WPC-PAT-6SF050Y	WPC-PAT-6SF050W	WPC-PAT-6SF050BL
7.0	WPC-PAT-6SF070	WPC-PAT-6SF070R	WPC-PAT-6SF070B	WPC-PAT-6SF070G	WPC-PAT-6SF070Y	WPC-PAT-6SF070W	WPC-PAT-6SF070BL
10.0	WPC-PAT-6SF100	WPC-PAT-6SF100R	WPC-PAT-6SF100B	WPC-PAT-6SF100G	WPC-PAT-6SF100Y	WPC-PAT-6SF100W	WPC-PAT-6SF100BL
15.0	WPC-PAT-6SF150	WPC-PAT-6SF150R	WPC-PAT-6SF150B	WPC-PAT-6SF150G	WPC-PAT-6SF150Y	WPC-PAT-6SF150W	WPC-PAT-6SF150BL
20.0	WPC-PAT-6SF200	WPC-PAT-6SF200R	WPC-PAT-6SF200B	WPC-PAT-6SF200G	WPC-PAT-6SF200Y	WPC-PAT-6SF200W	WPC-PAT-6SF200BL
30.0	WPC-PAT-6SF300	WPC-PAT-6SF300R	WPC-PAT-6SF300B	WPC-PAT-6SF300G	WPC-PAT-6SF300Y	WPC-PAT-6SF300W	WPC-PAT-6SF300BL

# PATCH CABLES 6 U-UTP

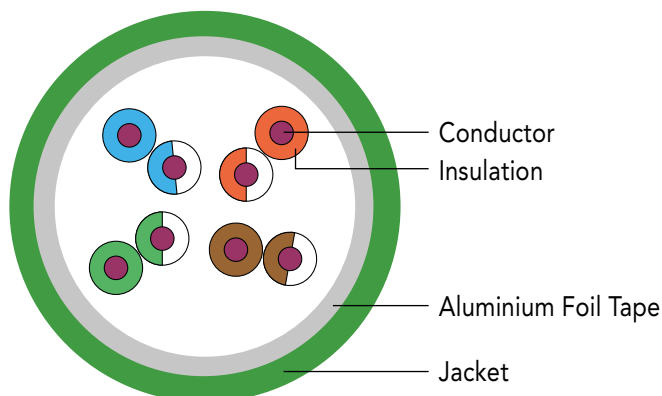
- › **Boots** Snag-free with strain relief
- › **Jacket** PVC
- › **Structure** 4x2 AWG 26/7, twisted pair
- › **Conductor** Copper
- › **Shielding** U-UTP, unshielded
- › **Configuration** 1:1
- › **2 connettors** RJ45
- › **Support** PoE, PoE+, e PoE++



Mt	GREY	RED	BLUE	GREEN	YELLOW	WHITE	BLACK
0.2	WPC-PAT-6U002	WPC-PAT-6U002R	WPC-PAT-6U002B	WPC-PAT-6U002G	WPC-PAT-6U002Y	WPC-PAT-6U002W	WPC-PAT-6U002BL
0.5	WPC-PAT-6U005	WPC-PAT-6U005R	WPC-PAT-6U005B	WPC-PAT-6U005G	WPC-PAT-6U005Y	WPC-PAT-6U005W	WPC-PAT-6U005BL
1.0	WPC-PAT-6U010	WPC-PAT-6U010R	WPC-PAT-6U010B	WPC-PAT-6U010G	WPC-PAT-6U010Y	WPC-PAT-6U010W	WPC-PAT-6U010BL
2.0	WPC-PAT-6U020	WPC-PAT-6U020R	WPC-PAT-6U020B	WPC-PAT-6U020G	WPC-PAT-6U020Y	WPC-PAT-6U020W	WPC-PAT-6U020BL
3.0	WPC-PAT-6U030	WPC-PAT-6U030R	WPC-PAT-6U030B	WPC-PAT-6U030G	WPC-PAT-6U030Y	WPC-PAT-6U030W	WPC-PAT-6U030BL
5.0	WPC-PAT-6U050	WPC-PAT-6U050R	WPC-PAT-6U050B	WPC-PAT-6U050G	WPC-PAT-6U050Y	WPC-PAT-6U050W	WPC-PAT-6U050BL
7.0	WPC-PAT-6U070	---	---	---	---	---	---
10.0	WPC-PAT-6U100	---	---	---	---	---	---
15.0	WPC-PAT-6U150	---	---	---	---	---	---
20.0	WPC-PAT-6U200	---	---	---	---	---	---

# PATCH CABLES 5e F-UTP

- › Boots
  - › Jacket
  - › Structure
  - › Conductor
  - › Shielding
  - › Configuration
  - › 2 connectors
  - › Support
- Snag-free with strain relief  
PVC  
4x2 AWG 26/7, twisted pair  
Copper  
F-UTP, foil shielding  
1:1  
RJ45  
PoE, PoE+, e PoE++



Mt	GREY	RED	BLUE	GREEN	YELLOW	WHITE	BLACK
0.5	WPC-PAT-5F005	WPC-PAT-5F005R	WPC-PAT-5F005B	WPC-PAT-5F005G	WPC-PAT-5F005Y	WPC-PAT-5F005W	WPC-PAT-5F005BL
1.0	WPC-PAT-5F010	WPC-PAT-5F010R	WPC-PAT-5F010B	WPC-PAT-5F010G	WPC-PAT-5F010Y	WPC-PAT-5F010W	WPC-PAT-5F010BL
2.0	WPC-PAT-5F020	WPC-PAT-5F020R	WPC-PAT-5F020B	WPC-PAT-5F020G	WPC-PAT-5F020Y	WPC-PAT-5F020W	WPC-PAT-5F020BL
3.0	WPC-PAT-5F030	WPC-PAT-5F030R	WPC-PAT-5F030B	WPC-PAT-5F030G	WPC-PAT-5F030Y	WPC-PAT-5F030W	WPC-PAT-5F030BL
5.0	WPC-PAT-5F050	WPC-PAT-5F050R	WPC-PAT-5F050B	WPC-PAT-5F050G	WPC-PAT-5F050Y	WPC-PAT-5F050W	WPC-PAT-5F050BL
7.0	WPC-PAT-5F070	---	---	---	---	---	---
10.0	WPC-PAT-5F100	---	---	---	---	---	---
15.0	WPC-PAT-5F150	---	---	---	---	---	---
20.0	WPC-PAT-5F200	---	---	---	---	---	---
30.0	WPC-PAT-5F300	---	---	---	---	---	---

## NETWORK PATCH CABLE CAT. 5E F-UTP CROSSOVER

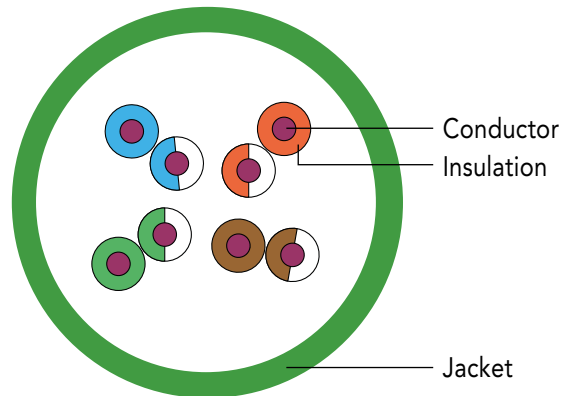


Mt	GREY
1.0	WPC-PAT-5F010-CRO
2.0	WPC-PAT-5F020-CRO
3.0	WPC-PAT-5F030-CRO
5.0	WPC-PAT-5F050-CRO
7.0	WPC-PAT-5F070-CRO
10.0	WPC-PAT-5F100-CRO



# PATCH CABLES 5e U-UTP

- › **Boots** Snag-free with strain relief
- › **Jacket** PVC
- › **Structure** 4x2 AWG 26/7, twisted pair
- › **Conductor** Copper
- › **Shielding** U-UTP, unshielded
- › **Configuration** 1:1
- › **2 connettors** RJ45
- › **Support** PoE, PoE+, e PoE++



Mt	GREY	RED	BLUE	GREEN	YELLOW	WHITE	BLACK
0.5	WPC-PAT-5U005	WPC-PAT-5U005R	WPC-PAT-5U005B	WPC-PAT-5U005G	WPC-PAT-5U005Y	WPC-PAT-5U005W	WPC-PAT-5U005BL
1.0	WPC-PAT-5U010	WPC-PAT-5U010R	WPC-PAT-5U010B	WPC-PAT-5U010G	WPC-PAT-5U010Y	WPC-PAT-5U010W	WPC-PAT-5U010BL
2.0	WPC-PAT-5U020	WPC-PAT-5U020R	WPC-PAT-5U020B	WPC-PAT-5U020G	WPC-PAT-5U020Y	WPC-PAT-5U020W	WPC-PAT-5U020BL
3.0	WPC-PAT-5U030	WPC-PAT-5U030R	WPC-PAT-5U030B	WPC-PAT-5U030G	WPC-PAT-5U030Y	WPC-PAT-5U030W	WPC-PAT-5U030BL
5.0	WPC-PAT-5U050	WPC-PAT-5U050R	WPC-PAT-5U050B	WPC-PAT-5U050G	WPC-PAT-5U050Y	WPC-PAT-5U050W	WPC-PAT-5U050BL
7.0	WPC-PAT-5U070	---	---	---	---	---	---
10.0	WPC-PAT-5U100	---	---	---	---	---	---
15.0	WPC-PAT-5U150	---	---	---	---	---	---
20.0	WPC-PAT-5U200	---	---	---	---	---	---
30.0	WPC-PAT-5U300	---	---	---	---	---	---

# PATCH PANEL

## UTP 19" PATCH PANEL 24 RJ45 PORTS UNSHIELDED - WITH CABLE MANAGEMENT

The WP CABLING 24 port Unshielded Category 6a Patch Panels have been designed to meet or exceed the latest ISO and TIA requirements for category 6a compliance.

Termination can be made using LSA tools following the clear termination guide, very large characters and clear color icons will help you avoid mistakes. The cables can be fixed to removable cable management bracket to relieve cables stress. The panel is made of high quality metal and the RJ45 sockets are housed in a high quality plastic moulding with a clearly labelling management system above each port.

- › ISO/IEC 11801 and EN 50173
- › Cable installation via LSA strips
- › Suitable for 483 mm (19") rack mount
- › Material housing: SECC, 1,5 mm
- › Removable cable management for fixing the cables with cable ties
- › Connection type: LSA color codes based on EIA/TIA 568 A & B
- › Dimensions with bracket: (HxWxD) 44x131x483 mm
- › Dimensions without bracket: (HxWxD) 44x131x27 mm



CODE	DESCRIPTION
WPC-PAN-6AU-24	Cat. 6a   UTP   1U   Black
WPC-PAN-6U-24	Cat. 6   UTP   1U   Black
WPC-PAN-5U-24	Cat. 5e   UTP   1U   Black

# PATCH PANEL

## STP 19" PATCH PANEL 24 RJ45 PORTS SHIELDED

- › ISO/IEC 11801 and EN 50173
- › Cable installation via LSA strips
- › Colour codes based on EIA/TIA 568 A & B
- › Suitable for 483 mm (19") rack mount
- › Material housing: SECC, 1,5 mm



CODE	DESCRIPTION
WPC-PAN-6AF-24	Cat. 6a   STP   1U   Black
WPC-PAN-6F-24	Cat. 6   STP   1U   Black
WPC-PAN-5F-24	Cat. 5e   STP   1U   Black

## HIGH DENSITY 19" PATCH PANEL 24 PORTS RJ45 UNSHIELDED

- › ISO/IEC 11801 and EN 50173
- › Cable installation via LSA strips
- › Color codes based on EIA/TIA 568 A & B
- › Suitable for 483 mm (19) Rack Mount
- › Material housing: SECC, 1,5 mm



CODE	DESCRIPTION
WPC-PAN-6U-24HD	Cat. 6   UTP   0,5 U   Black

# PATCH PANEL

## BLANK PATCH PANEL 24 PORTS

- › Universal - for RJ45 and Fibre Optic Modules
- › Suitable for 19" installation
- › Removable cable management for fixing the cables




CODE	DESCRIPTION
WPC-PAN-BU24	UTP   1U, Black
WPC-PAN-BS24	STP   1U, Black

## ANGLED BLANK PATCH PANEL 24 PORTS

The angled UTP Patch Panel by WP CABLING Professional has been designed to reduce the overall dimensions of horizontal cable guides by exploiting the vertical cable management of the rack. Its angle facilitates the fixing of 12 cables to the left and the other 12 right sides.

- › Universal - for RJ45 and Fibre Optic Modules
- › Suitable for 19" installation
- › Removable cable management for fixing the cables





CODE	DESCRIPTION
WPC-PAN-BUA24	UTP   1U   Black

# PATCH PANEL

## MODULAR BLANK PATCH PANEL 24 PORTS

The UTP modular Patch Panel from WP CABLING Professional have been designed to to facilitate a technical intervention on the keystone jacks even after the installation thanks to the removable modules from the front. It is divided into four 6-ports modules for a total of 24 ports and is compatible with WP Cabling Category 5e, 6 and 6a Jacks. A removable rear management tray with purposely designed cable tie positions, is supplied with each panel which is fitted without the need for any tools or fixings by simply snapping it into place.

- › Universal - for RJ45 and Fibre Optic Modules
- › Suitable for 19" installation
- › Removable cable management for fixing the cables



CODE	DESCRIPTION
WPC-PAN-BUP24	UTP   1U   Nero   Pannello vuoto
<b>NEW</b> WPC-PAN-6UP-24	Set with 24 Keystone toll-less Cat. 6 Black and Modular Patch panel*
<b>NEW</b> WPC-PAN-6UAP-24	Set with 24 Keystone toll-less Cat. 6a Black and Modular Patch panel**

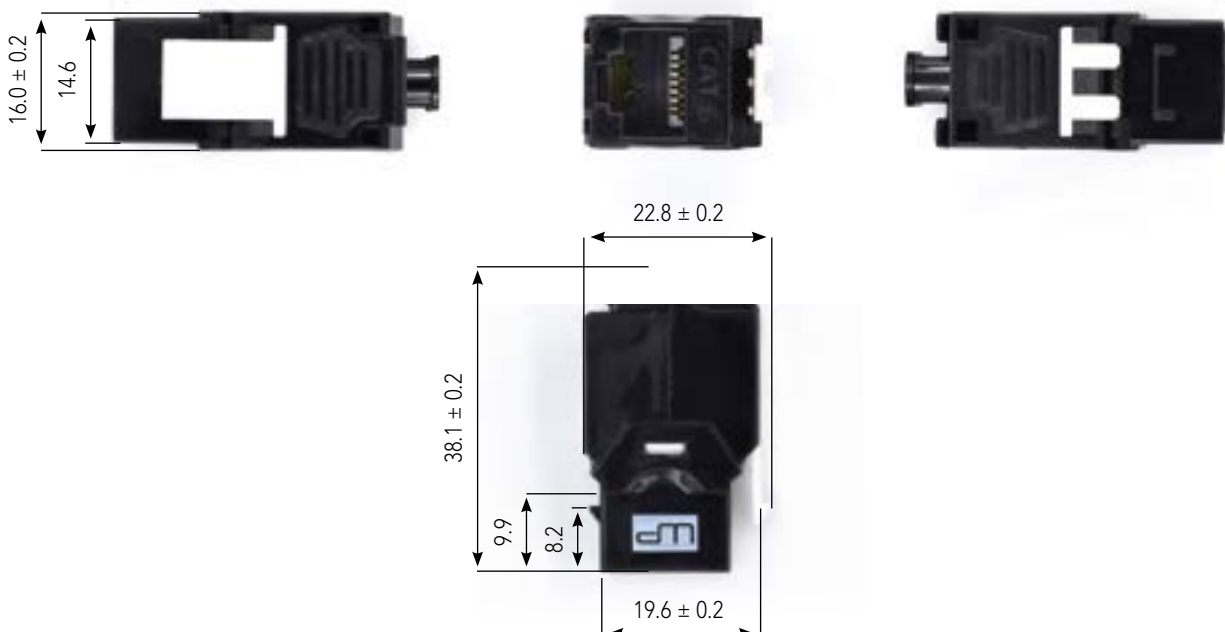
\* Code: WPC-KEY-6UP-TL/BL and modular patch panel 24 ports

\*\* Code: WPC-KEY-6AUP-TL/BL and modular patch panel 24 ports

# KEYSTONE TOOL-LESS UTP



The 180° UTP Keystone Module from WP CABLING Professional with tool less installation is one of the simplest methods of providing a high level of repeatable quality of fast termination. Termination is a quick and simple three stage process, prepare and position the pairs from each cable within the color-coded termination cap, once in place the termination cap is snapped onto the IDC block. The compact design allows the installation of 24 pieces in a row of 1U Patch Panels. Category 5e/6/6a are available in white or black color and only for Category 6 also blue, red and yellow color.



## KEYSTONE TOOL-LESS UTP-STP

## FEATURES

## Electrical

- › Current Rating: 1.5 Amps
- › Insulation Resistance:  $\geq 500 \text{ M}\Omega$
- › Contact Resistance:  $\leq 10 \text{ M}\Omega$
- › DC Resistance:  $\leq 0.1 \Omega$
- › DC/AC Volt Endurance: DC1000V/  
AC750V 1min

## Mechanical

- › Plug Insertion Life:  $\geq 750$  Cycles with  
FCC COMPLIANT RJ-45 PLUG
- › Plug & Jack Contact Force:  $\geq 100$   
Grams WITH FCC COMPLIANT RJ-45  
PLUG
- › Plug Retention Force:  $\geq 11 \text{ lbf}$
- › Durability: 200 termination cycles
- › Operating temperature:  $-10^{\circ}\sim 60^{\circ} \text{ C}$
- › Operating humidity: 10%~90%RH
- › Storage temperature:  $-40^{\circ} \text{ C}$  to  $68^{\circ} \text{ C}$

## Physicals

- › Plastic Parts: High impact flame  
retardant plastic, UL 94V-0 rated
- › PCB: FR-4, 1,2 mm Thickness
- › Jack Wire: 0,35 mm Phosphor bronze  
gold over nickel plating
- › IDC conductor: 0,5 mm Phosphor  
bronze, tin-plating
- › Contact compatibility:  
accommodates 26 TO 23AWG SOLID

15  
years

› 15 years warranty

## STANDARDS VERIFICATION

- › ANSI/TIA-568-C.2;
- › ISO/IEC 11801:2002/Amd.2:2010;
- › YD/T 926.3-2009;
- › ISO/IEC 60603-7 COMPLIANT;
- › RoHS directive 2002/95/EC compliant



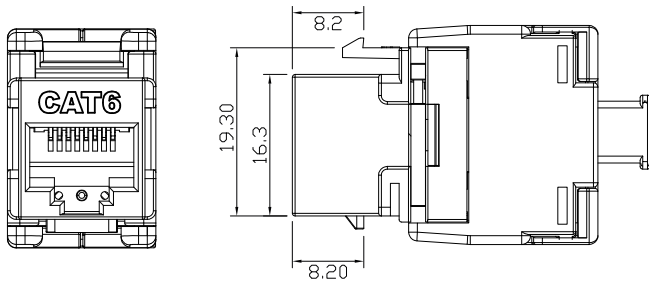
CAT.	BLACK	WHITE	BLUE	RED	YELLOW
5e	WPC-KEY-5UP-TL/BL	WPC-KEY-5UP-TL/W	---	---	---
6	WPC-KEY-6UP-TL/BL	WPC-KEY-6UP-TL/W	WPC-KEY-6UP-TL/B	WPC-KEY-6UP-TL/R	WPC-KEY-6UP-TL/Y
6a	WPC-KEY-6AUP-TL/BL	WPC-KEY-6AUP-TL/W	WPC-KEY-6AUP-TL/B	WPC-KEY-6AUP-TL/R	WPC-KEY-6AUP-TL/Y

# KEYSTONE TOOL-LESS STP

The 180° STP Keystone Module from WP CABLING Professional with tool less installation is one of the simplest methods of providing a high level of repeatable quality of fast termination. Termination is a quick and simple three stage process, prepare and position the pairs from each cable within the color coded termination cap, once in place the termination cap is snapped onto the IDC block, finally earth either the drain wire or overall braid screen to the shield cap. The compact design allows the installation of 24 pieces in a row of 1U Patch Panels.

- › Tool-less cable installation via LSA stripes
- › Installation of cables on LSA strips, color coded according to EIA / TIA 568 A & B

**Operating temp.** 0° to 70°  
**Housing material** Polycarbonate  
**Contact material** Phosphor Bronze Stamp



## DETAILS

- › Norms: ISO/IEC 11801:2002/Amd.2:2010, ISO/IEC 60603-7, ANSI/TIA 568-C.2, YD/T 926.3-2009;
- › RJ45 female, 8P8C
- › Cable fixing with included cable tie
- › Tool-free installation
- › RJ45 female material: Zinc Die-Casting with high quality Nickel plating and ABS UL 94V-0
- › Conductor plate: FR4, 1,2 mm
- › Operation temperature: -40° C to +68 °C
- › Mating cycles female: > 750 acc. to ISO/IEC 11801, IEC 60603-7-5
- › Clamp: > 200 acc. to ISO/IEC 11801, IEC 60603-7-5
- › DC wire size: 22 – 26 AWG solid and stranded conductor

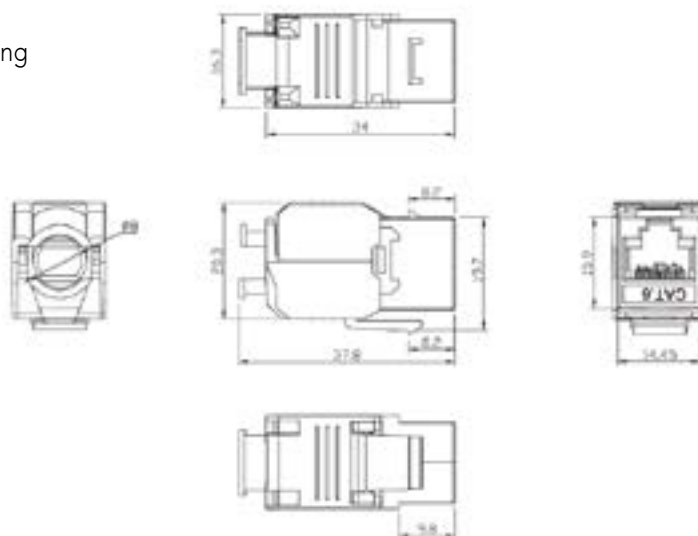


CAT.	STP
6	WPC-KEY-6SP-TL
6a	WPC-KEY-6ASP-TL

# TOOL-LESS KEYSTONE CABLING

- › Tool-less cable installation via LSA stripes
- › Installation of cables on LSA strips, color coded according to EIA / TIA 568 A & B
- › Supplied with a dust cover

Operating temp. 0° to 70°  
 Housing material Polycarbonate  
 Contact material Phosphor Bronze Stamp



Cat.  
**6**

## CAT. 6

WPC-KEY-6S-TL

Keystone LSA Cat. 6 TP - Tool-less | Silver



Cat.  
**6a**

## CAT. 6a

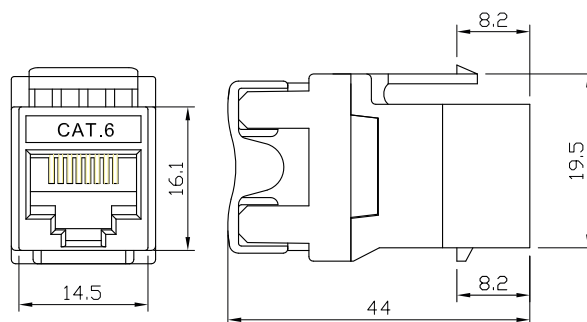
WPC-KEY-6AS-TL

Keystone LSA Cat. 6a STP - Tool-less | Silver

# 180° KEYSTONE UTP

- › LSA strips rotated by 180° to facilitate the crimping
- › Installation of cables on LSA strips, color coded according to EIA / TIA 568 A & B
- › Supplied with a dust cover

Operating temp. 0° to 70°  
 Housing material Polycarbonate  
 Contact material Phosphor Bronze Stamp



**Cat.  
3**

## CAT. 3

WPC-KEY-3-180/BL	Cat. 3 keystone jack, 6P4C, Dual IDC type, 180 degree, with dust cover   Black
WPC-KEY-3-180/WH	Cat. 3 keystone jack, 6P4C, Dual IDC type, 180 degree, with dust cover   White



**Cat.  
5e**

## CAT. 5e

WPC-KEY-5U-180/BL	UTP Cat. 5 keystone jack, Dual IDC type, 180 degree, with dust cover   Black
WPC-KEY-5U-180/WH	UTP Cat. 5 keystone jack, Dual IDC type, 180 degree, with dust cover   White



**Cat.  
6**

## CAT. 6

WPC-KEY-6U-180/BL	UTP Cat. 6 keystone jack, Dual IDC type, 180 degree, with dust cover   Black
WPC-KEY-6U-180/WH	UTP Cat. 6 keystone jack, Dual IDC type, 180 degree, with dust cover   White



**Cat.  
6a**

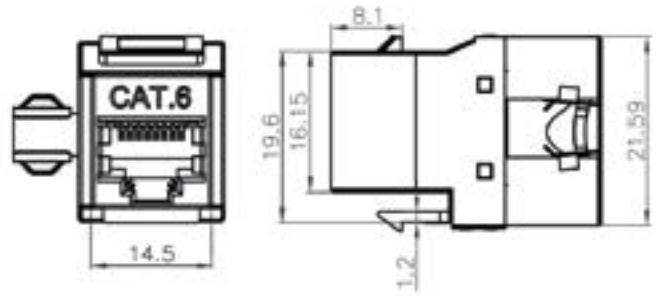
## CAT. 6a

WPC-KEY-6AU-180/BL	UTP Cat. 6a keystone jack, Dual IDC type, 180 degree, with dust cover   Black
WPC-KEY-6AU-180/WH	UTP Cat. 6a keystone jack, Dual IDC type, 180 degree, with dust cover   White

# 180° KEYSTONE STP

- › LSA strips rotated by 180° to facilitate the crimping
- › Installation of cables on LSA strips, color coded according to EIA / TIA 568 A & B
- › Supplied with a dust cover

Operating temp. 0° to 70°  
 Housing material Polycarbonate  
 Contact material Phosphor Bronze Stamp



Cat.  
6

## CAT. 6

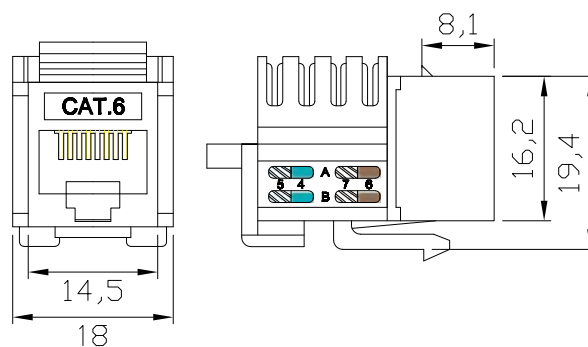
WPC-KEY-6S-180

Cat. 3 keystone jack, 6P4C, Dual IDC type, 180 degree, with dust cover | Shielded

# 90° KEYSTONE

- › LSA strips rotated by 90°
- › Rear slot for cable fastening with a tie-wrap (Cat. 5e/6)
- › Installation of cables on LSA strips, color coded according to EIA / TIA 568 A & B
- › Supplied with a dust cover and a cable tie

Operating temp. 0° to 70°  
 Housing material Polycarbonate UL94V-0  
 Contact material Phosphor Bronze Stamp



Cat.  
**3**

CAT. 3	DESCRIPTION
WPC-KEY-3-90/BL	Cat. 3 keystone jack, 6P4C, Dual IDC type, 90 degree, with dust cover   Black
WPC-KEY-3-90/WH	Cat. 3 keystone jack, 6P4C, Dual IDC type, 90 degree, with dust cover   White



Cat.  
**5e**

CAT. 5e	DESCRIPTION
WPC-KEY-5U-90/BL	UTP Cat. 5 keystone jack, Dual IDC type, 90 degree, with dust cover   Rear slot and tie-wrap for cable fastening   Black
WPC-KEY-5U-90/WH	UTP Cat. 5 keystone jack, Dual IDC type, 90 degree, with dust cover   Rear slot and tie-wrap for cable fastening   White

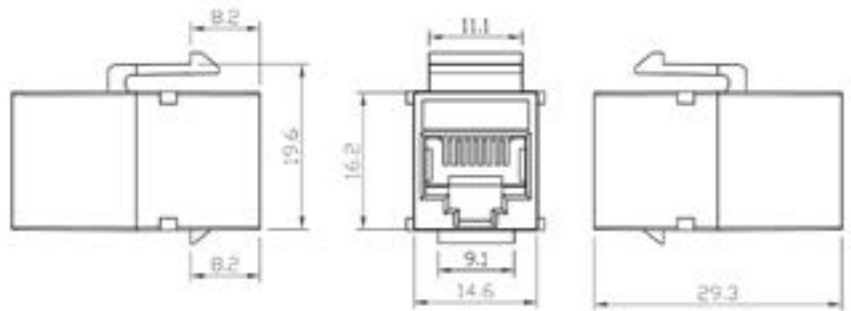


Cat.  
**6**

CAT. 6	DESCRIPTION
WPC-KEY-6U-90/BL	UTP Cat. 6 keystone jack, Dual IDC type, 90 degree, with dust cover   Rear slot and tie-wrap for cable fastening   Black

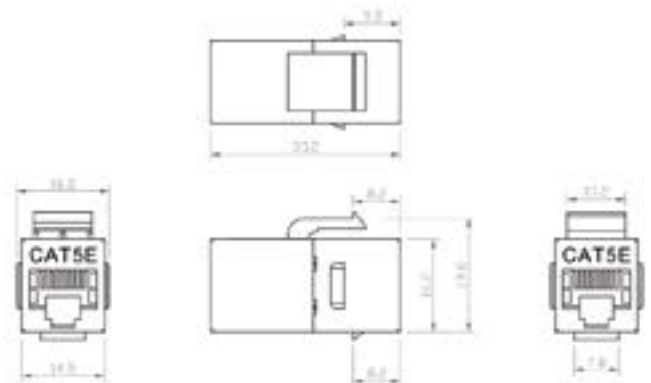
# KEYSTONE COUPLERS

## MODULAR KEYSTONE COUPLER UTP


**Cat.  
5e**
**Cat.  
6**

CODE	DESCRIPTION
WPC-CPR-K5U	2 x RJ45 female   Cat. 5e   UTP
WPC-CPR-K6U	2 x RJ45 female   Cat. 6   UTP

## MODULAR KEYSTONE COUPLER STP

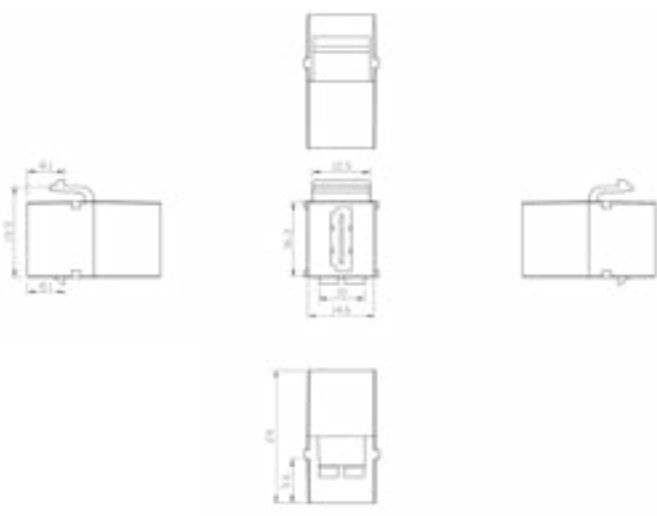

**Cat.  
5e**
**Cat.  
6**

CODE	DESCRIPTION
WPC-CPR-K5S	2 x RJ45 female   Cat. 5e   STP
WPC-CPR-K6S	2 x RJ45 female   Cat. 6   STP

# KEYSTONE HDMI / USB

## KEYSTONE HDMI FEMALE TO FEMALE COUPLER

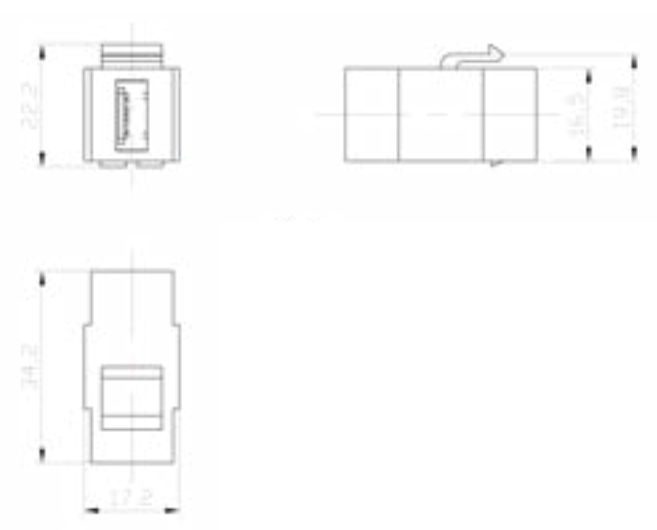
- › 2 x HDMI female
- › Standard Keystone
- › Colour white



CODE	DESCRIPTION
WPC-KEY-HDMI	Keystone jack HDMI female to female coupler

## KEYSTONE USB FEMALE TO FEMALE COUPLER

- › 2 x USB female
- › Standard Keystone
- › Colour white



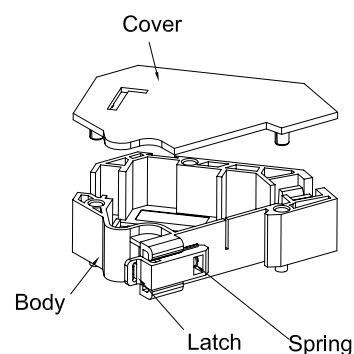
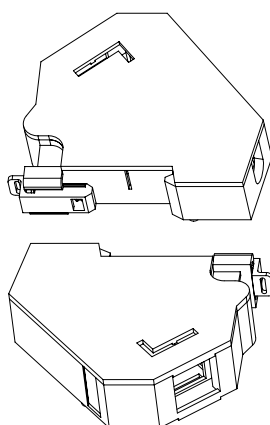
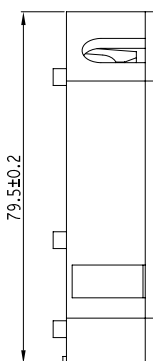
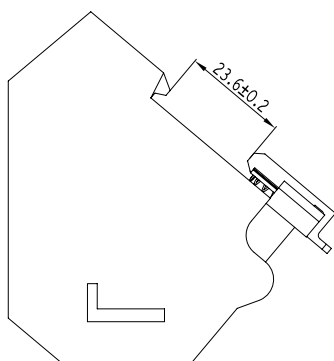
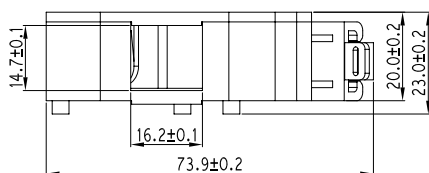
CODE	DESCRIPTION
WPC-KEY-USB	Keystone jack USB female to female coupler

# DIN-RAIL ADAPTER FOR KEYSTONE MODULES

## DIN-RAIL ADAPTER FOR KEYSTONE MODULES

Industrial Din-Rail mount unequipped IP20 adapter for Keystone sockets with port numbering. Features designed to save space especially by installing more than one next to the other because it's possible to hook several modules together without using the cover, the second module will close the first one and so on. It can be installed with the cable entry from the bottom or from the top.

- › DIN rail mounting
- › Assembly without special tools
- › DIN rail adapter
- › DIN 43880
- › Easy mounting
- › Dimension: (HxWxD) 73,9x23x79,5 mm
- › Weight: 40 gr



CODE	DESCRIPTION
WPC-DBX-B1-W	HxWxD 36,4x128,8x130 mm

# SURFACE BOX

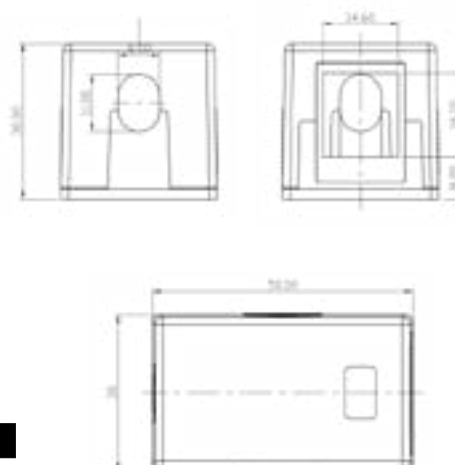
- › Surface Mountbox for one keystone module (Keystone not included)
- › Supports Keystone modules RJ45 or telephone RJ11/12
- › Cable entry from the rear or bottom
- › Includes mounting screws and biadhesive
- › Material: Plastic
- › Colour white



*Keystones not included*

## SURFACE BOX FOR KEYSTONE JACK - 1 PORT

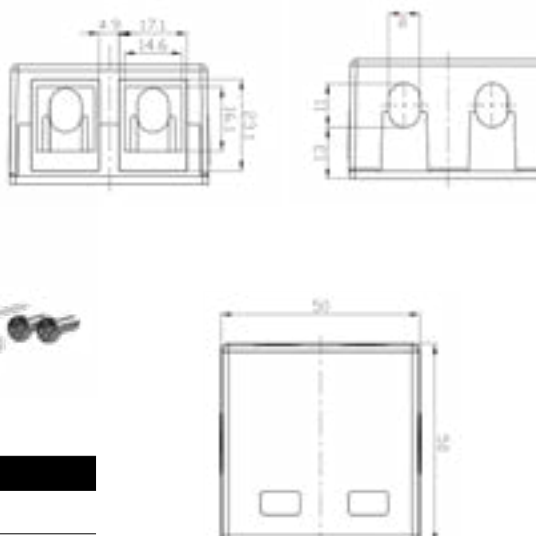
(Keystone not included)



CODE	DESCRIPTION
WPC-SBX-0101	1 Port   Dimensions: 50,2x30,2x30,3 mm

## SURFACE BOX FOR KEYSTONE JACK - 2 PORTS

(Keystone not included)



CODE	DESCRIPTION
WPC-SBX-0102	2 Ports   Dimensions: 50,2x50,2x30,3 mm

# CONNECTION BOX

## CONNECTION BOX FOR TWISTED PAIR CABLES - CAT. 5E

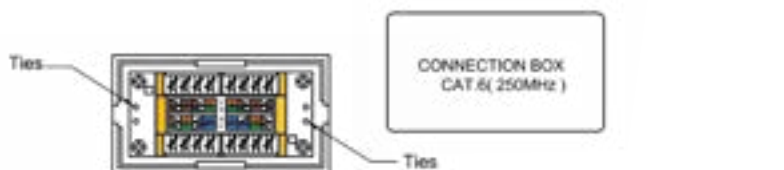
- › Category 5e
- › Connection over LSA strips
- › Shielded
- › Integrated strain relief
- › LSA EIA/TIA 568 A & B
- › Cable entry: up to 6,8 mm
- › Workable with 110- and KRONE LSA punch down tools



CODE	DESCRIPTION
WPC-ACB-5F	Cat. 5e   RJ45 8P8C   Shielded

## CONNECTION BOX FOR TWISTED PAIR CABLES - CAT. 6

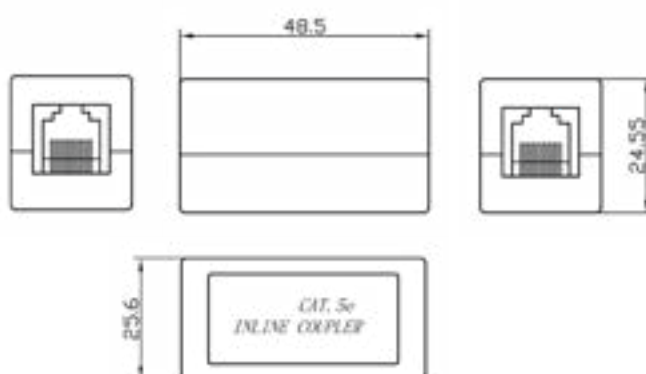
- › Category 6
- › Connection over LSA strips
- › Shielded
- › Integrated strain relief
- › LSA EIA/TIA 568 A & B
- › Cable entry: up to 6,8 mm
- › Workable with 110- and KRONE LSA punch down tools



CODE	DESCRIPTION
WPC-ACB-6F	Cat. 6   RJ45 8P8C   Shielded

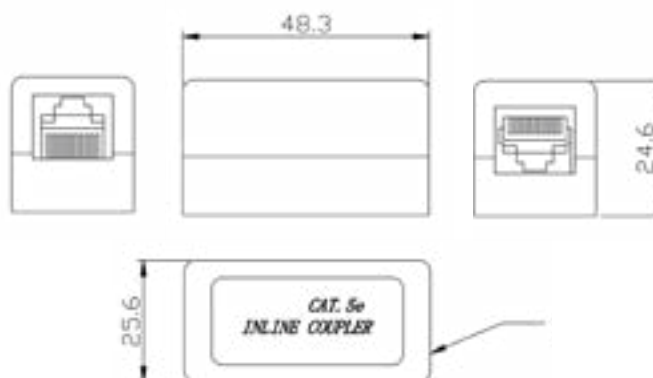
# COUPLERS

## MODULAR COUPLER UTP



CODE	DESCRIPTION
WPC-CPR-5U	2x RJ45 female   Cat. 5e   UTP
WPC-CPR-6U	2x RJ45 female   Cat. 6   UTP

## MODULAR COUPLER FTP

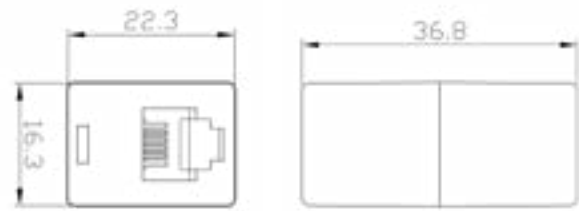


CODE	DESCRIPTION
WPC-CPR-5F	2x RJ45 female   Cat. 5e   FTP
WPC-CPR-6F	2x RJ45 female   Cat. 6   FTP

# COUPLERS RJ45

## MODULAR COUPLER RJ12 6P6C

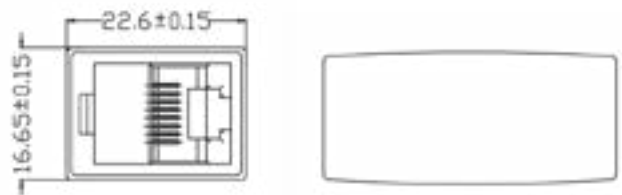
- › 2 x RJ female
- › RJ12 6P6C, unshielded
- › Assignment: 1:1



CODE	DESCRIPTION
WPC-CPR-6P6C	2 x RJ12 female   6P6C   unshielded

## MODULAR COUPLER RJ45 8P8C

- › 2 x RJ female
- › RJ45 8P8C, unshielded
- › Assignment: 1:1



CODE	DESCRIPTION
WPC-CPR-8P8C	2 x RJ45 female   8P8C   unshielded

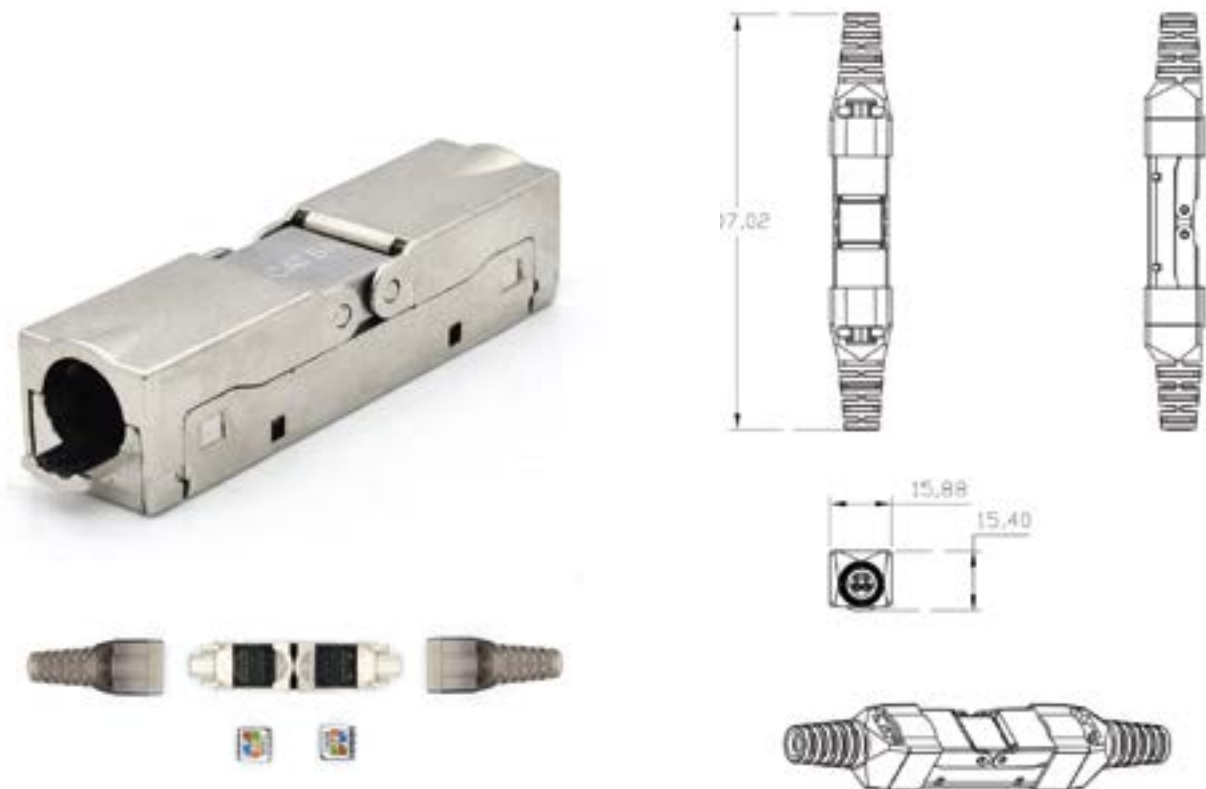
# TOLLESS CAT.6a

## PROFESSIONAL CAT. 6A IN-LINE COPLER

The WP CABLING Professional Category 6a In-Line Copler offers easy, toolless termination and complies fully with ISO/IEC 11801, TIA/EIA-568-C.2. It offers a fully shielded die-cast zinc alloy, nickel plated body and gold-plated phosphor bronze contact pins. Suitable for cable diameters between 6 and 9,5 mm. IDC termination accepts wire gauges from 22 to 26AWG. Termination is a quick and simple three stage process without any special tools, prepare and position the pairs from each cable within the color-coded termination Load Bar, once in place the termination Load Bar is snapped onto the IDC block. Finally earth either the drain wire or overall braid screen to the shield cap. It can be re-terminated numerous times.

### DETAILS

- › Transmission properties: Category 6A
- › Area of application: Up to 500 MHz, 10 GBase-T
- › Norms: ISO/IEC 11801 Ed.2,2:2011-06I, DIN EN 50173-1:2011-09 10 GB, IEEE 802.3an
- › Suitable for Power over Ethernet (PoE, PoE plus e UPoE)
- › Tool-free installation on IDC
- › Material: Zinc Die-Casting with high quality Nickel plating and ABS UL 94V-0
- › Operation temperature: -40° C to +60° C
- › Mating cycles female: > 750 acc. to ISO/IEC 11801
- › Clamp: > 200 acc. to ISO/IEC 11801
- › IDC wire size: 22 – 27 AWG solid and stranded conductor



CODE	DESCRIPTION
WPC-CPR-6ASP	Professional Cat.6a STP In-line Coupler tool less

# PLUG TOLLESS CAT.6a

## PROFESSIONAL CATEGORY 6A TERMINATION RJ45 STP PLUG

The WP CABLING Professional Category 6a Termination RJ45 Plug offers easy, toolless termination and complies fully with ISO/IEC 11801, TIA/EIA-568-C.2. The STP version offers a fully shielded die-cast zinc alloy, nickel plated body and gold-plated phosphor bronze contact pins. Suitable for cable diameters between 6 and 9,5 mm. IDC termination accepts wire gauges from 22 to 27AWG. Termination is a quick and simple three stage process without any special tools, prepare and position the pairs from each cable within the color-coded termination Load Bar, once in place the termination Load Bar is snapped onto the IDC block. It can be re-terminated numerous times.

### DETAILS

- › Transmission properties: Category 6A
- › Area of application: Up to 500 MHz, 10 GBase-T
- › Norms: ISO/IEC 11801 Ed.2,2:2011-06I, DIN EN 50173-1:2011-09 10 GB, IEEE 802.3an
- › RJ45 plug, 8P8C
- › Suitable for Power over Ethernet (PoE, PoE plus e UPoE)
- › Tool-free installation on IDC
- › Material: Zinc Die-Casting with high quality Nickel plating and ABS UL 94V-0
- › Operation temperature: -40° C to +60° C
- › Mating cycles female: > 750 acc. to ISO/IEC 11801
- › Clamp: > 200 acc. to ISO/IEC 11801
- › IDC wire size: 22 – 27 AWG solid and stranded conductor



CODE	DESCRIPTION
WPC-MDP-88-6ASP-TL	Cat. 6a   RJ45 8P8C   Shielded

# PLUG TOLLESS CAT.6a

## PROFESSIONAL CATEGORY 6A TERMINATION RJ45 UTP PLUG

The WP CABLING Professional Category 6a Termination RJ45 Plug offers easy, toolless termination and complies fully with ISO/IEC 11801, TIA/EIA-568-C.2. The UTP version offers a plastic body PC UL94V-0 and UL94V-2 and gold-plated phosphor bronze contact pins. Suitable for cable diameters between 6 and 9,5 mm. IDC termination accepts wire gauges from 22 to 27AWG. Termination is a quick and simple three stage process without any special tools, prepare and position the pairs from each cable within the color-coded termination Load Bar, once in place the termination Load Bar is snapped onto the IDC block. It can be re-terminated numerous times.

### DETAILS

- › Transmission properties: Category 6A
- › Area of application: Up to 500 MHz, 10 GBase-T
- › Norms: ISO/IEC 11801 Ed.2,2:2011-06I, DIN EN 50173-1:2011-09 10 GB, IEEE 802.3an
- › RJ45 plug, 8P8C
- › Suitable for Power over Ethernet (PoE, PoE plus e UPoE)
- › Tool-free installation on IDC
- › Material: ABS UL 94V-0
- › Operation temperature: -40° C to +60° C
- › Mating cycles female: > 750 acc. to ISO/IEC 11801
- › Clamp: > 200 acc. to ISO/IEC 11801
- › IDC wire size: 22 – 27 AWG solid and stranded conductor



CODE	DESCRIPTION
WPC-MDP-88-6AUP-TL	Cat. 6a   RJ45 8P8C   Unshielded

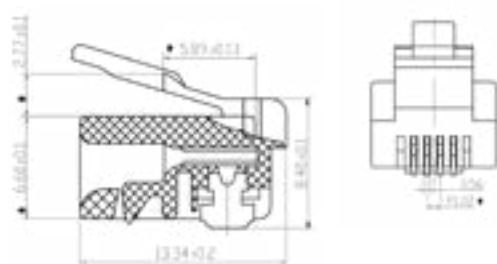
# TELEPHONE PLUGS CAT.3

## MODULAR PLUG 4P4C UTP FOR FLAT CABLES



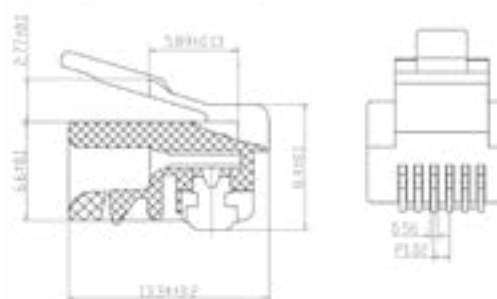
CODE	DESCRIPTION
WPC-MDP-442-3U-F06	Cat. 3   Modular plug for flat cable   RJ10   4P4C   Gold plating 6 μ

## MODULAR PLUG 6P4C UTP FOR FLAT CABLES



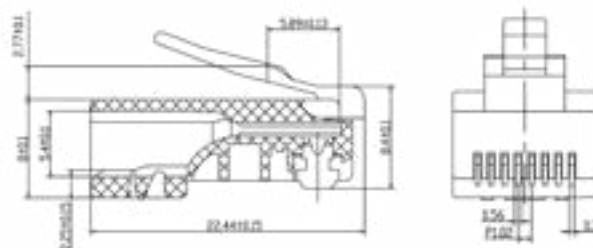
CODE	DESCRIPTION
WPC-MDP-642-3U-F06	Cat. 3   Modular plug for flat cable   RJ14   6P4C   Gold plating 6 μ

## MODULAR PLUG 6P6C UTP FOR FLAT CABLES



CODE	DESCRIPTION
WPC-MDP-662-3U-F06	Cat. 3   Modular plug for flat cable   RJ12   6P6C   gold plating 6 μ

## MODULAR PLUG 8P8C UTP FOR FLAT CABLES



CODE	DESCRIPTION
WPC-MDP-882-3U-F06	Cat. 3   Modular plug for flat cable   RJ45   8P8C   gold plating 6 μ

# PLUG CAT.5e

## MODULAR PLUG 8P8C UTP FOR ROUND CABLES



CODE	DESCRIPTION
WPC-MDP-882-5U-R06	Cat. 5e UTP   Modular plug for stranded and solid round cable   RJ45   8P8C   Gold plating 6 μ
WPC-MDP-882-5U-R15	Cat. 5e UTP   Modular plug for stranded and solid round cable   RJ45   8P8C   Gold plating 15 μ
WPC-MDP-883-5U-R50	Cat. 5e UTP   Modular plug for solid round cable   RJ45   8P8C   Gold plating 50 μ

## MODULAR PLUG 8P8C STP FOR ROUND CABLES



CODE	DESCRIPTION
WPC-MDP-882-5F-R15	Cat. 5e STP   Modular plug for stranded and solid round cable   RJ45   8P8C   Gold plating 15 μ
WPC-MDP-882-5F-R50	Cat. 5e STP   Modular plug for stranded and solid round cable   RJ45   8P8C   Gold plating 50 μ
WPC-MDP-883-5F-R50	Cat. 5e STP   Modular plug for solid round cable   RJ45   8P8C   Gold plating 50 μ

# PLUG CAT.6

## MODULAR PLUG 8P8C UTP FOR ROUND CABLES



CODE	DESCRIPTION
WPC-MDP-882-6U-R06	Cat. 6 UTP   Modular plug for stranded and solid round cable   With insert bar   RJ45   8P8C   Gold plating 6 μ
WPC-MDP-882-6U-R15	Cat. 6 UTP   Modular plug for stranded and solid round cable   With insert bar   RJ45   8P8C   Gold plating 15 μ
WPC-MDP-883-6U-R50	Cat. 6 UTP   Modular plug for solid round cable   With insert bar   RJ45   8P8C   Gold plating 50 μ

## MODULAR PLUG 8P8C STP FOR ROUND CABLES



CODE	DESCRIPTION
WPC-MDP-882-6F-R15	Cat. 6 STP   Modular plug for stranded and solid round cable   With insert bar   RJ45   8P8C   Gold plating 15 μ
WPC-MDP-882-6F-R50	Cat. 6 STP   Modular plug for stranded and solid round cable   With insert bar   RJ45   8P8C   Gold plating 50 μ
WPC-MDP-883-6F-R50	Cat. 6 STP   Modular plug for solid round cable   With insert bar   RJ45   8P8C   Gold plating 50 μ

# PLUG CAT.6

WIRE THROUGH PLUG CAT.6 RJ45 UTP  
FOR SOLID OR STRANDED ROUND CABLE



Shielding  
**UTP**



Cat.  
**6**

**50μ**

CODE

DESCRIPTION

WPC-MDP-883-6UP-R50T

Cat. 6 UTP | For Solid or Stranded cable  
| RJ45 | 8P8C | Gold plating 50 μ

WIRE THROUGH PLUG CAT.6 RJ45 STP  
FOR SOLID OR STRANDED ROUND CABLE



Shielding  
**STP**



Cat.  
**6**

**50μ**

CODE

DESCRIPTION

WPC-MDP-883-6SP-R50T

Cat. 6 STP | For Solid or Stranded cable  
| RJ45 | 8P8C | Gold plating 50 μ

### PROFESSIONAL WIRE THROUGH CRIMPING TOOL FOR RJ11, RJ12 AND RJ45 PLUGS

The WP CABLING Crimp and Cut Tool for wire through modular plug is designed for the professional installer providing a ratcheted, high leverage, ultra stable platform for consistent, repeatable terminations. Compatible with all WP CABLING connectors wire through and standard modular plugs as well.

- › 4P4C through 8P8C Formats (RJ11/RJ12/RJ45)
- › 75% better Connector Support to reduce issues
- › Built in wire cutter and strippers
- › Works wire through and standard Plugs
- › Heavy Duty design to support Cat. 6 and Shielded cables




CODE	DESCRIPTION
WPC-TLA-004	For 8P8C-RJ45, 6P6C-RJ12, 6P4C-RJ11, 4P4C, 4P2C, 6P6C   shielded 8P8C-RJ45 plugs

# ACCESSORIES

## KINK PROTECTION BOOT FOR RJ45 PLUGS

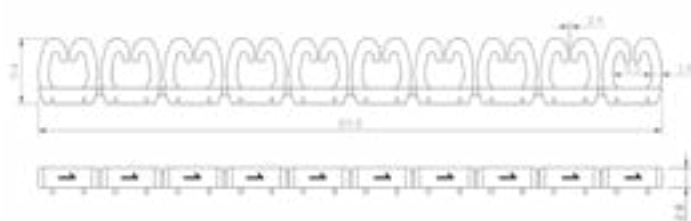
- › Suitable for shielded and non-shielded modular plugs
- › With latch protection
- › Operating temperature: -40° C ~ +70° C



GRAY	RED	BLUE	GREEN	YELLOW	BLACK
WPC-MDA-B88-GR	WPC-MDA-B88-R	WPC-MDA-B88-B	WPC-MDA-B88-G	WPC-MDA-B88-Y	WPC-MDA-B88-BL

## CABLE MARKER KIT

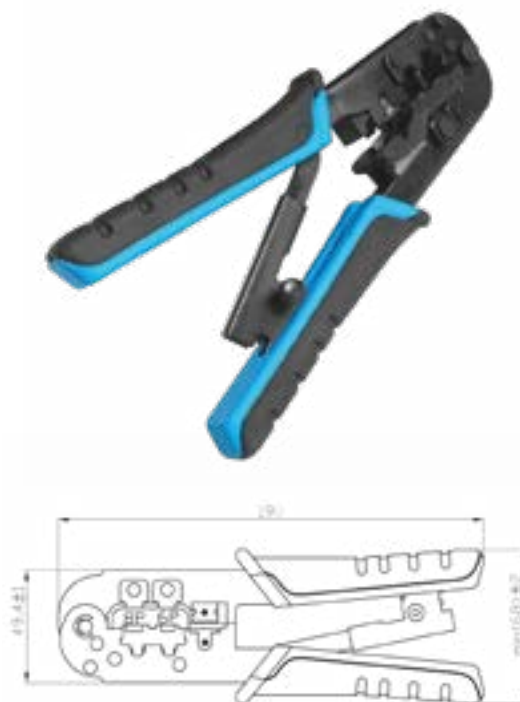
- › Snap-on marker for post-termination application for quick and easy fixing
- › Allows easy organization of the cabling during assembly or maintenance
- › The clip structure allows the marking of the cables already wired avoiding disconnect
- › Coloured labels with numbers "0-9"
- › Fast assembly without the aid of any tool
- › Suitable for cables from 2,5 mm<sup>2</sup>
- › Cable diameters supported: 3,9 mm - 5,5 mm
- › Pack of 100 numbers (10 rows of 10 numbers)



CODE	DESCRIPTION
WPC-MDA-MARK	Cable marker kit   100 pieces

### CRIMPING TOOL

- › Modular crimping tool with cutting and stripping functions
- › Crimps RJ45, RJ12 and RJ11 modular plugs
- › Cuts and strips both round and flat cable
- › Durable plastic handle
- › Ratchet type to control the tension of the tool; needs less strength; easy to operate
- › High-quality hardened steel with black oxide finish resists rusting
- › Crimps 8P8C / 6P6C / 6P4C / 4P4C RJ45 shielded modular plug
- › Length: 190 mm
- › Weight: 340 gr



CODE	DESCRIPTION
WPC-TLA-002	For 8P8C-RJ45, 6P6C-RJ12, 6P4C-RJ11, 4P4C, 4P2C, 6P6C-DEC, shielded 8P8C-RJ45 plugs

### PROFESSIONAL CRIMPING TOOL

- › Professional All-in-one modular crimping tool with cutting and stripping functions
- › Crimps RJ45, RJ12 and RJ11 modular plugs
- › Cuts and strips both round and flat cable
- › Durable plastic handle
- › Ratchet type to control the tension of the tool; needs less strength; easy to operate
- › High-quality hardened steel with black oxide finish resists rusting
- › Crimps 10P10C / 8P8C / 6P6C / 6P6C-DEC / 6P4C / 4P4C / 4P2C RJ45 shielded modular plug
- › Length: 211 mm
- › Weight: 570 gr



CODE	DESCRIPTION
WPC-TLA-003	For RJ11/12, RJ45 (4P4C, 6P6C, 6P4C, 8P8C)

# TOOLS

## PUNCH DOWN TOOL

- › Tool for putting on boards, sockets and fields
- › Pushing down and cutting in one operation
- › For conduction diameter 0,4-0,6 mm
- › For Cat.5 and Cat.6 cables



CODE	DESCRIPTION
WPC-TLA-001	Sizes: 176x37x21 mm

## STRIPPING TOOL FOR DATA CABLE

- › For removing the sheaths from UTP/STP data cables with a diameter of 5-15 mm
- › With opening spring and locking slider



CODE	DESCRIPTION
WPC-TLA-022	For UTP/STP round cable or flat telephone cable

## LSA/110 TERMINAL BLOCK PUNCH DOWN TOOL

- › Punch tool for LSA/110 terminal block
- › Easy Stripper for UTP/STP round cable

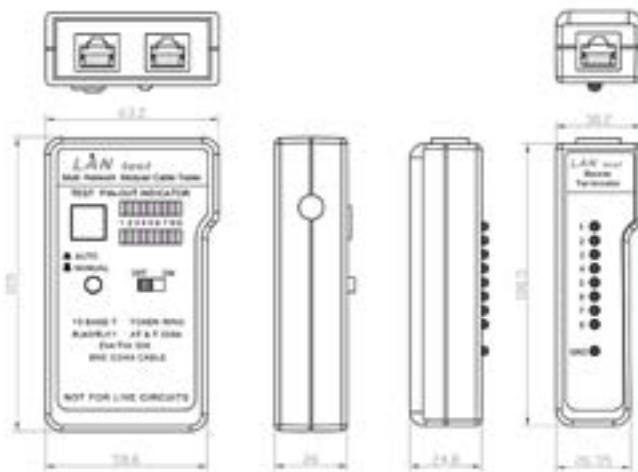


CODE	DESCRIPTION
WPC-TLA-021	For UTP/STP round cable

# TESTER

## PROFESSIONAL CABLE TESTER

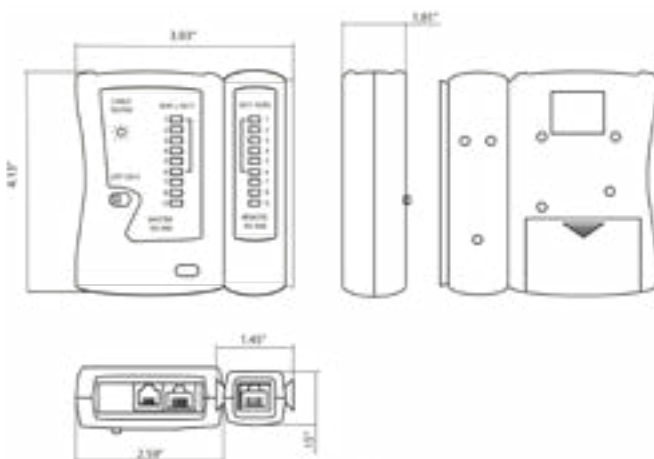
- › For UTP/STP Cat5 and Cat6 RJ45, RJ11/RJ12 & BNC
- › Checks cable for continuity
- › This device can easily clarify cable continuity, open or short circuit.
- › Automatic or Manual test
- › Connection test with 9 flashing LED lights
- › Main unit with 2 RJ45 ports and 1 BNC port, secondary unit with 1 RJ45 port
- › 9V DC Battery Powered (non inclusa)



CODE	DESCRIPTION
WPC-TST-003	Sizes: 180x110x35 mm   Protective bag included

## NETWORK CABLE TESTER FOR RJ11/RJ12/RJ45/BNC

- › For UTP/STP Cat5 and Cat6 RJ45, RJ11/RJ12 & BNC
- › Checks cable for continuity
- › This device can easily clarify cable continuity, open or short circuit.
- › Connection test with 9 flashing LED lights
- › Main unit with 2 RJ45 ports and 1 BNC port, secondary unit with 1 RJ45 port
- › 9V DC Battery Powered (non inclusa)



CODE	DESCRIPTION
WPC-TST-001	Sizes: 180x110x35 mm   Protective bag included

# TESTER

## 4 IN 1 CABLE TESTER

- › USB AB cable tester
- › Connection test with LED indicators for 8 single lines and screening
- › The following errors can be tested: SHORT NON PARALLEL NO CONNECTION
- › Has RJ11, RJ45, and USB (type A) jacks
- › Powered with 9 V batterie 6LR61 (not included)



CODE	DESCRIPTION
WPC-TST-002	Sizes: 145x86x26 mm

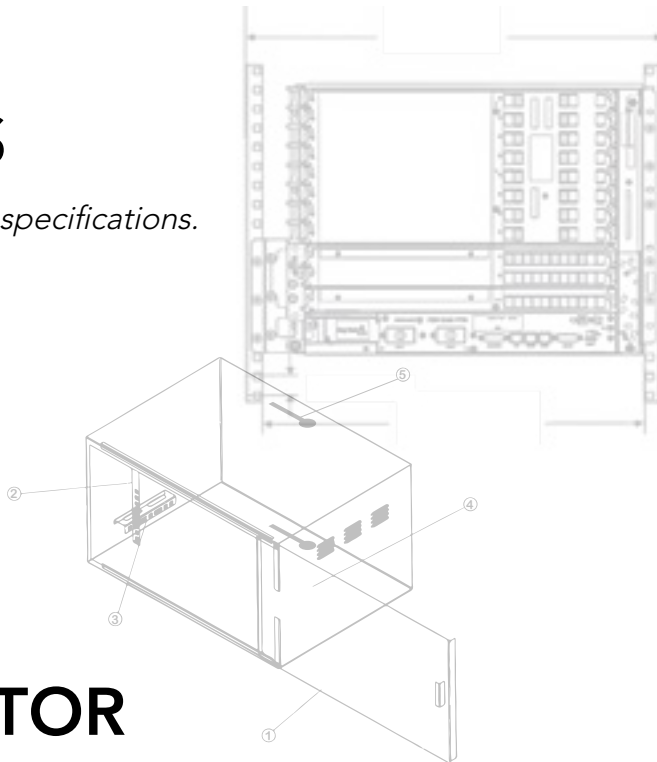


# CUSTOM SOLUTIONS

*Racks and cabling solutions based on customer specifications.*

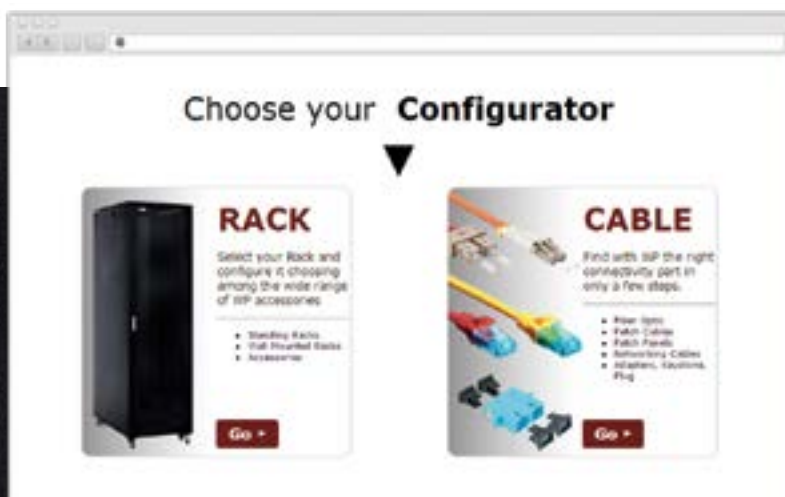
## We put our experience to work for you!

In addition to our standard product range we are glad to produce and supply products based on customer specifications.



# ONLINE CONFIGURATOR

WP offers two different configurators allowing you to easily search and find your ideal solutions.



## RACK CONFIGURATOR

Select your Rack and configure it choosing among the wide range of WP accessories.

## CABLING CONFIGURATOR


Find with WP the right connectivity part in only a few steps.

# GET YOUR OWN CONFIGURATOR

Contact us and get a customized configurator to embed in your website!

E-mail: [sales@wp-rack-cabling.com](mailto:sales@wp-rack-cabling.com)

[www.wp-rack-cabling.com](http://www.wp-rack-cabling.com)





WP RACK AND CABLING  
sales@wp-rack-cabling.com

**[www.wp-rack-cabling.com](http://www.wp-rack-cabling.com)**

CWJ QTUGF "F KVTIDWQT

